



الاية رفع المستخلص النهائي على نظام PMIS

يهدف هذا المستند إلى تقديم دليل إرشادي خطوة بخطوة لتنفيذ شهادات إتمام الأعمال (WCC) لمختلف مراحل الدفع، بالإضافة إلى إنشاء GRN باستخدام الرابط المباشر (Deep Link)

بدء أعمال المقاول:
يقوم المنشئ بإنشاء شهادة إتمام الأعمال -الدفعة النهائية (WCC – Final Payment)، وذلك من خلال إدخال البيانات المطلوبة وتعبئة النماذج وإرفاق المستندات اللازمة.
يجب على المنشئ تسجيل الدخول إلى نظام Unifier باستخدام بيانات الدخول الخاصة به .

Cloud Sign In

idcs-59562012a9fa4574b7c10d5bfd766a4b.identity.oraclecloud.com/ui/v1/signin

NHC

National Housing Company (NHC)

PMIS Login

Identity domain ⓘ
OracleIdentityCloudService

User Name
khaled.diaa@gaeaglobal.com

Password
.....

[Forgot Password?](#)

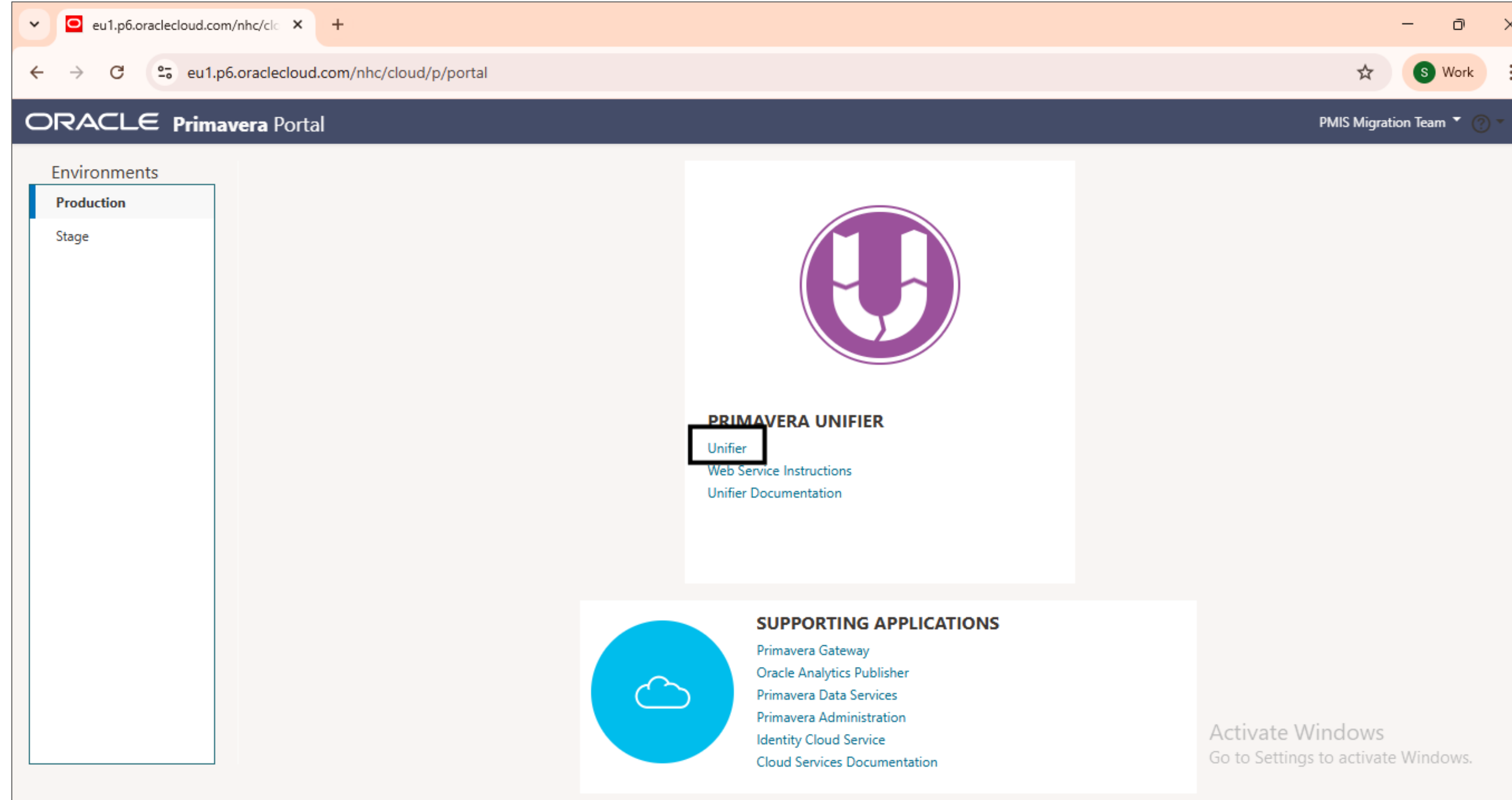
Sign In

Or sign in with

NHC Employee Login

Activate Windows
Go to Settings to activate Windows.

- قم باختيار Production لاستكمال الإجراءات .
- اضغط على Unifierالمشار إليه، أو اضغط على حرف "U" للدخول إلى النظام.



- اضغط على علامة "+" للانتقال إلى المشروع المطلوب .

ORACLE Primavera Unifier (Development) PMIS Migration Team

Home Tasks 66,912 Active Notifications 8 Total Mail 1 Total

My Active Tasks

417

66,864

Legend: Late (Red), Not Started (Yellow), In Progress (Green)

Task Distribution

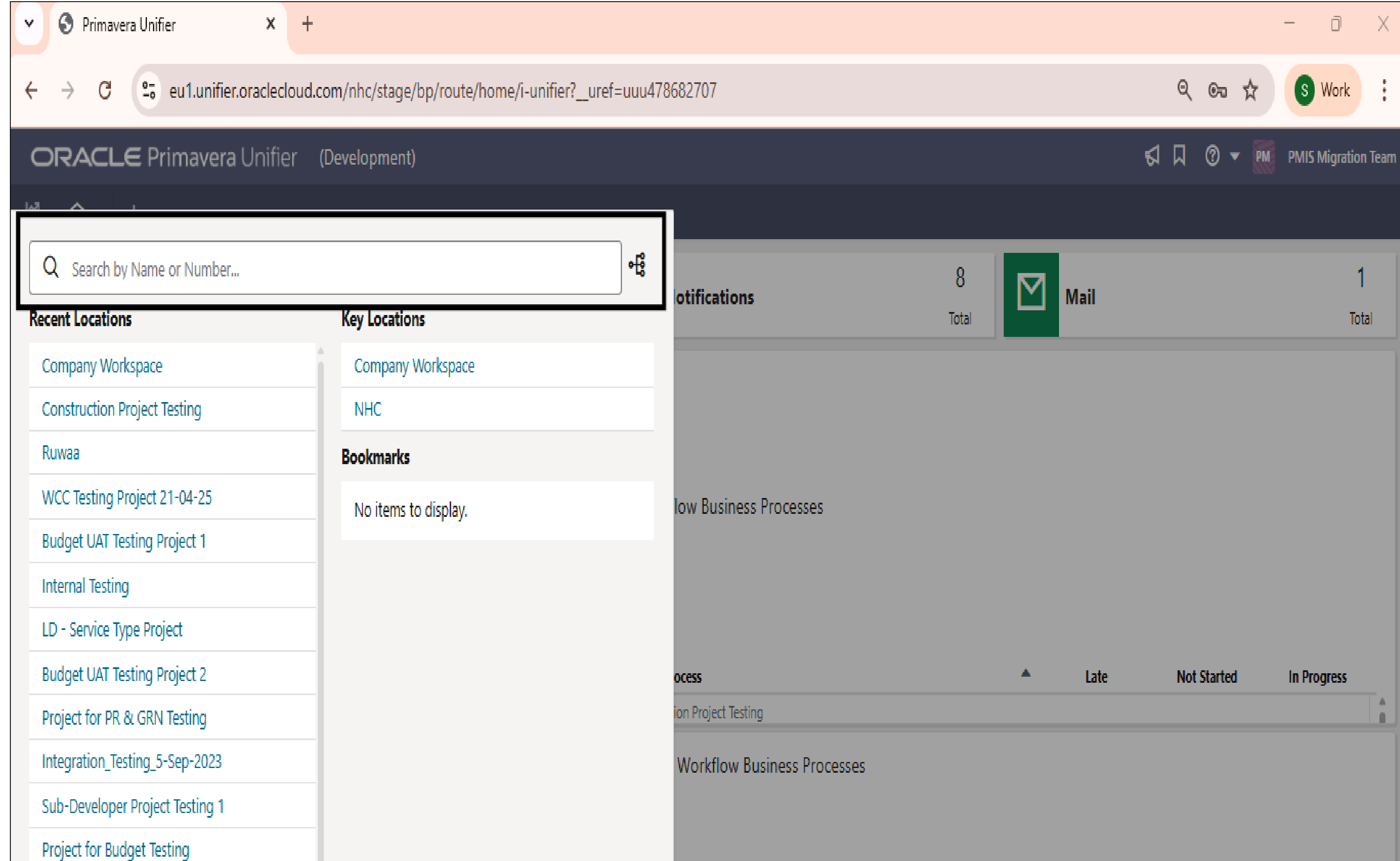
Task Category	Count
Construction Project Te...	64K
Ruwaa	2K
Integration_Testing_5-S...	1K
Company Workspace	0K
تنفيذ أعمال البنية التحتية	0K
Internal Process Testin...	0K
WCC Testing Project 21...	0K
Sub-Developer Project ...	0K

Business Process: Construction Project Testing

Non - Workflow Business Processes

Activate Windows
Go to Settings to activate Windows.

- استخدم إحدى الطرق التالية لفتح المشروع:
- في شريط البحث، أدخل رقم المشروع (Project Number) أو اسم المشروع (Project Name) ، ثم حدد المشروع لفتحه



- انقر على أيقونة التنظيم "التسلسل الهرمي" لعرض قائمة المشاريع، ثم اختر هيكل المشروع من القائمة واضغط على "اختر لإرسال العمل"

Number	Name	Hierarchy Path
0560828478	Ruwaa Test 1	/NHC/ Khuzam Suburb/Marcia 2
07	BDGT Internal Testing 1	/NHC/ Khuzam Suburb/Marcia 2
1010201094	Unit Cost Testing Project	/NHC/ Al-Mayar/ Ruba Ieddah
11010200125	AlRuba Testing Project	/NHC/ Khuzam Suburb/Marcia 2
1101020015	Al Ambat Baseline Zone A	/NHC/ Al-Mayar/ Ruba Ieddah
1101020030	Construction Project Testing	/NHC/ Khuzam Suburb/Marcia 2

- شهادة إنجاز العمل - الدفعة النهائية، اضغط على سلسلة المعاملات المالية، ثم قم بتوسيع مدفوعات المجلد، وبعد ذلك اضغط على شهادة إتمام العمل للمتابعة.

The screenshot displays the Primavera Unifier web application interface. The browser address bar shows the URL: eu1.unifier.oraclecloud.com/nhc/stage/bp/route/3/i-projectname?_uref=uuu478682707. The application header includes 'ORACLE Primavera Unifier (Development)' and 'PMIS Migration Team'. The left sidebar shows a navigation menu with 'Financial Transactions' highlighted. The main content area displays a 'Summary' view for 'WCC Testing Project 21-04-25' with 'Tasks' (18 Active) and 'Notifications' (0 Total). A 'Mail' section shows 0 items. The 'Details' section lists project information: 'Project Name / اسم المشروع: WCC Testing Project 21-04-25', 'Hierarchy Path: /NHC/Khuzam Suburb/Marcia 2', and 'System Project Number: RED-DE88'. A 'Links' section is empty. A system message at the bottom right says 'Activate Windows Go to Settings to activate Windows.'

• اضغط على "انشاء"، ثم اختر مسار العمل "دفعة نهائية" لإنشاء شهادة إتمام الأعمال.

ORACLE Primavera Unifier (Development) PMIS Functional Team

Company Workspace WCC Testing Project 21-04-25

NHC > Khuzam Suburb > Marcia 2 > WCC Testing Project 21-04-25

Work Completion Certificate

+ Create Actions Bulk Update View: All Records

	Project Number	Project Name	Contract / PO #	Original Contract Amount	Payment Request No.	Payment Type	This Period Contractor Requested Amount	This Period Consultant Approved Amount	This Period NHC Approved Amount	This Period Penalties	
01. Advance Payment	1101022392	WCC Testing Project 21-04-25	NHC-24001001	29,996,679.09	7	Ongoing	13,399.72	13,399.72	0.00	0.00	
02. Additional Payment WF	1101022392	WCC Testing Project 21-04-25	NHC-24001001	29,996,679.09	6	Advance	0.00	0.00	0.00	0.00	
03. Ongoing Payment	1101022392	WCC Testing Project 21-04-25	NHC-24001001	29,996,679.09	5	Ongoing	34,709.65	0.00	0.00	0.00	
04. Final Payment	1101022392	WCC Testing Project 21-04-25	T0001	10,000,000.00	2	Advance	0.00	0.00	0.00	0.00	
	WCC-000052	1101022392	WCC Testing Project 21-04-25	NHC-24001013	2,203,245.54	10	Ongoing	1,268,396.88	0.00	0.00	0.00
	WCC-000051	1101022392	WCC Testing Project 21-04-25	NHC-24001013	2,203,245.54	10	Ongoing	1,268,396.88	0.00	0.00	0.00
	WCC-000050	1101022392	WCC Testing Project 21-04-25	NHC-24000737	4,799,495.54	11	Advance	0.00	0.00	0.00	0.00
	WCC-000049	1101022392	WCC Testing Project 21-04-25	T0001	10,000,000.00	1	Advance	0.00	0.00	0.00	0.00
	WCC-000048	1101022392	WCC Testing Project 21-04-25	NHC-24000737	4,799,495.54	9	Advance	856,559.62	0.00	0.00	0.00
	WCC-000047	1101022392	WCC Testing Project 21-04-25	NHC-24000737	4,799,495.54	9	Additional	856,559.62	0.00	0.00	0.00
	WCC-000046	1101022392	WCC Testing Project 21-04-25	NHC-24001013	2,203,245.54	9	Ongoing	26,500.00	26,500.00	26,500.00	0.00
	WCC-000045	1101022392	WCC Testing Project 21-04-25	NHC-24000737	4,799,495.54	8	Ongoing	7,197.98	0.00	0.00	0.00
	WCC-000044	1101022392	WCC Testing Project 21-04-25	NHC-24000737	4,799,495.54	7	Advance	0.00	0.00	0.00	0.00
	WCC-000043	1101022392	WCC Testing Project 21-04-25	NHC-24001013	2,203,245.54	8	Ongoing	206,449.55	0.00	0.00	0.00
	WCC-000042	1101022392	WCC Testing Project 21-04-25	NHC-24001013	2,203,245.54	7	Ongoing	179,949.55	179,949.55	179,949.55	0.00
	WCC-000041	1101022392	WCC Testing Project 21-04-25	NHC-24001013	2,203,245.54	6	Ongoing	39,750.00	39,750.00	39,750.00	0.00
	WCC-000040	1101022392	WCC Testing Project 21-04-25	NHC-24001013	2,203,245.54	5	Ongoing	8,750.00	8,750.00	8,750.00	0.00
	WCC-000039	1101022392	WCC Testing Project 21-04-25	NHC-24001013	2,203,245.54	4	Ongoing	17,500.00	17,500.00	17,500.00	0.00
	WCC-000038	1101022392	WCC Testing Project 21-04-25	NHC-24001013	2,203,245.54	3	Ongoing	8,750.00	8,750.00	8,750.00	0.00
	WCC-000037	1101022392	WCC Testing Project 21-04-25	NHC-24001013	2,203,245.54	2	Ongoing	13,250.00	13,250.00	13,250.00	0.00
	WCC-000036	1101022392	WCC Testing Project 21-04-25	NHC-24001013	2,203,245.54	1	Ongoing	8,750.00	8,750.00	8,750.00	0.00
	WCC-000035	1101022392	WCC Testing Project 21-04-25	NHC-24001012	2,575,419.87	25	Ongoing	13,250.00	13,250.00	13,250.00	0.00
	WCC-000034	1101022392	WCC Testing Project 21-04-25	NHC-24001012	2,575,419.87	24	Ongoing	17,500.00	17,500.00	17,500.00	0.00
	WCC-000033	1101022392	WCC Testing Project 21-04-25	NHC-24001012	2,575,419.87	23	Ongoing	17,500.00	17,500.00	17,500.00	0.00
	WCC-000032	1101022392	WCC Testing Project 21-04-25	NHC-24001012	2,575,419.87	22		17,500.00	17,500.00	17,500.00	0.00
	WCC-000031	1101022392	WCC Testing Project 21-04-25	NHC-24001012	2,575,419.87	21	Ongoing	57,250.00	57,250.00	57,250.00	0.00
	WCC-000030	1101022392	WCC Testing Project 21-04-25	NHC-24001012	2,575,419.87	20	Ongoing	193,199.55	193,199.55	193,199.55	0.00
	WCC-000029	1101022392	WCC Testing Project 21-04-25	NHC-24001012	2,575,419.87	17	Ongoing	206,449.55	206,449.55	206,449.55	0.00
	WCC-000028	1101022392	WCC Testing Project 21-04-25	NHC-24001012	2,575,419.87	17	Ongoing	206,449.55	206,449.55	206,449.55	0.00
	WCC-000027	1101022392	WCC Testing Project 21-04-25	NHC-24001012	2,575,419.87	17	Ongoing	206,449.55	206,449.55	206,449.55	0.00
	WCC-000026	1101022392	WCC Testing Project 21-04-25	NHC-24001012	2,575,419.87	15	Ongoing	0.00	0.00	0.00	0.00

Total: 56

- في تبويب Contract/PO Information، قم بتحديد "Contract" من خلال الضغط على أداة الاختيار (Picker).

The screenshot shows the 'Create New Work Completion Certificate' form in Primavera Unifier. The form is divided into two main sections: 'General Information' and 'Contract / PO Information'. The 'Contract / PO Information' section is highlighted with a red box around the 'Contracts / PO Ref.' dropdown menu, which is currently set to 'Type a Contract / PO #...'. The 'Required' label is visible below the dropdown. The form also includes fields for 'Contract Title', 'Contractor Name (English)', and 'Contractor Name (Arabic)'. The 'General Information' section includes fields for 'Record No.', 'Status', 'Suburb / Portfolio Name', 'Program Name', 'Project Name', 'Creator', 'Creation Date', 'Suburb / Portfolio Number', 'Program Number', and 'Project Number'. The 'Attachments' section on the right shows 'No Attachments' and an 'Information' icon. The browser address bar shows the URL: eu1.unifier.oraclecloud.com/nhc/stage/bp/mod/bp/record/new/uxworwcc/1255/8009?_uref=uuu478682707t3.

• قم باختيار العقد، ثم اضغط على "Select".

Contract / PO

Record No.	Project Number	Project Name	Contract / PO #	Contract Title	Contractor Name (English)	Contractor Name (Arabic)	Original Contract / PO Amount	Change Reques Amount
CON-000010	1101022392	WCC Testing Project 21-04-25	NHC-2400073	قطعة رقم 43	ة المتقدمه	منتجات الخرسانية المتقدمه	95.54	0.00

Total: 11

Activate Windows
Go to Settings to activate Windows.
Cancel Select

- من قائمة نوع الدفع قم باختيار الدفعة النهائية.

Primavera Unifier

Create New Work Completion Certificate - Project No. RED-DE88 - Google Chrome

eu1.unifier.oraclecloud.com/nhc/stage/bp/mod/bp/record/new/uxworwcc/1255/8007?_uref=uuu602695463t3

Create New Work Completion Certificate

Save Draft More Actions Send

Work Completion Certificate Spend Category Unit Details Penalty Information Contractor's Checklist Work Inspection Request (WIR)

Payment Term VAT Percentage

Payment Information

Payment Request No. 5 Revision No. 0

Payment Type Final Invoice Date 26/11/2025 12:23 PM

Period To * DD/MM/YYYY

Information

Requested Amount	VAT Amount	Total Contractor Requested Amount (With VAT)
0.00	0	0.00
Total Consultant Approved Amount	VAT Amount	Total Consultant Approved Amount (With VAT)
0.00	0	0.00

Attachments Comments Linked Records Linked Mail

Information No Attachments.

Activate Windows Go to Settings to activate Windows.

- قم بمراجعة وتحديد تاريخ بداية الفترة (Period From) وتاريخ نهاية الفترة (Period To).

Primavera Unifier

Create New Work Completion Certificate - Project No. RED-DE88 - Google Chrome

eu1.unifier.oraclecloud.com/nhc/stage/bp/mod/bp/record/new/uxworwcc/1255/8889?_uref=uuu731137338t1

Create New Work Completion Certificate

Save Draft More Actions Send

Work Completion Certificate Spend Category Unit Details Penalty Information Contractor's Checklist Work Inspection Request (WIR)

Payment Request No. 8 Revision No. 0

Payment Type: Ongoing Invoice Date: 25/11/2025 08:38 AM

Period From * 08/10/2025 **Period To *** 13/11/2025

Requested Information

Total Contractor Requested Amount	VAT Amount	Total Contractor Requested Amount (With VAT)
0.00	0	0.00
Total Consultant Approved Amount	VAT Amount	Total Consultant Approved Amount (With VAT)
0.00	0	0.00
Total NHC Approved Amount	VAT Amount	Total NHC Approved Amount (With VAT)
0.00	0	0.00

Penalties Details

Attachments Comments Linked Records Linked Mail

No Attachments.

Activate Windows
Go to Settings to activate Windows.

• لإضافة فئة الصرف، اضغط على تبويب "Spend Category"

Primavera Unifier

Create New Work Completion Certificate - Project No. RED-DE88 - Google Chrome

eu1.unifier.oraclecloud.com/nhc/stage/bp/mod/bp/record/new/uxworwcc/1255/8889?_uref=uuu731137338t1

Create New Work Completion Certificate

Save Draft More Actions Send

Work Completion Certificate **Spend Category** Unit Details Penalty Information Contractor's Checklist Work Inspection Request (WIR)

Attachments Comments Linked Records Linked Mail

Net Value Information

Total Certified Amount to Date 2,300,882.93

Total Previous Certified Amount 2,300,882.93

Net Sum Certified by this Certificate 0.00

Comments

Contractor Project Manager Comments *

Ongoing Payment - Sample

Consultant Quantity Surveyor Comments

Name	Upload Date	Title
Test.xlsx	25/11/2025 09:22 AM	

Total: 1

Activate Windows
Go to Settings to activate Windows.

- اضغط على "Action"، ثم اختر "Consolidate Line Item" لإضافة البنود من جدول الكميات.(BOQ).

The screenshot displays the Primavera Unifier web interface for creating a new work completion certificate. The browser address bar shows the URL: eu1.unifier.oraclecloud.com/nhc/stage/bp/mod/bp/record/new/uxworwcc/1255/8889?_uref=uuu731137338t1. The page title is "Create New Work Completion Certificate". The main navigation tabs include "Work Completion Certificate", "Spend Category", "Unit Details", "Penalty Information", "Contractor's Checklist", and "Work Inspection Request (WIR)". The "Spend Category" tab is currently selected. On the left, there is an "Add" button and an "Actions" dropdown menu. The "Actions" menu is open, showing options like "Import" and "Consolidate Line Items", with "Consolidate Line Items" highlighted by a red box. Below the actions menu is a table with columns: "No", "Code Name", "BOQ Category", "BOQ Sub-Category", and "Item Quantity". The table is currently empty. At the bottom left, it shows "Total: 0". At the bottom right, there is a "Total Amount" field showing "0.00". On the right side of the interface, there are tabs for "Line Item Details", "Attachments", and "Linked Records". The "Line Item Details" tab is active, showing a form for "Spend Category" with fields for "Cost Code", "Code Name", "Model Name", "Select PO Line Ref.", "BOQ Division", and "BOQ Category". At the bottom right of the form, there are buttons for "Cancel", "Save", and "Save & Add New".

- لإضافة البنود، قم بتحديد Business Process ثم اختر السجل الذي ترغب في إضافته.
- ملاحظة: في تبويب Spend Category، يتم إضافة بنود BOQ فقط.

Line Item Consolidation

Select Business Process: BOQ View: All Records

Records from All Locations

Record No.	Project Number	Project Name	Contract / PO #	Status	Creator	Creation Date
BOQ-000002	1101022392	WCC Testing Project 21-...	NHC-24000737	Approved_CA	PMIS Functional Team	27/04/2025 05:13 PM

Total: 1

Line Items

Select Tab: Spend Category Group By: Record No. Include Attachments

Record No.	Line No.	Model Name	Unit Product Code	Cost Code
BOQ-000002				

Business Processes	Record No.	Tab	Line No.	Short Description	Lo
--------------------	------------	-----	----------	-------------------	----

Cancel Done

Activate Windows
Go to Settings to activate Windows.

- بعد تحديد السجل، قم بتوسيع مجلد البنود (Line Items)، ثم حدد السجل وقم بتوسيعه، وبعد ذلك أضف جميع البنود المتاحة لهذا السجل، واضغط على السهم الأيمن لنقل البنود إلى مجلد البنود المحددة..

Line Item Consolidation

Records from All Locations

Record No.	Project Number	Project Name	Contract / PO #	Status	Creator	Creation Date
BOQ-000002	1101022392	WCC Testing Project 21-...	NHC-24000737	Approved_CA	PMIS Functional Team	27/04/2025 05:13 PM

Total: 1

Line Items

Select Tab: Spend Category Group By: Record No. Include Attachments

Available Line Items

Record No.	Line No.	Model Name	Unit Product Code	Cost Code
BOQ-000002	001			02.01

Selected Line Items

Business Processes	Record No.	Tab	Line No.	Short Description	Lo
--------------------	------------	-----	----------	-------------------	----

Cancel Done

Activate Windows
Go to Settings to activate Windows.

• بعد إضافة البنود، اضغط على "Done".

Line Item Consolidation

Records from All Locations

Record No.	Project Number	Project Name	Contract / PO #	Status	Creator	Creation Date
BOQ-000002	1101022392	WCC Testing Project 21-...	NHC-24000737	Approved_CA	PMIS Functional Team	27/04/2025 05:13 PM

Total: 1

Line Items

Select Tab: Spend Category Group By: Record No. Include Attachments

Record No.	Line No.	Model Name	Unit Product Code	Cost Code
------------	----------	------------	-------------------	-----------

Business Processes	Record No.	Tab	Line No.	Short Description	Lo
BOQ	BOQ-000...	Spend Category	001	BOQ	AI

Cancel Done

Activate Windows Go to Settings to activate Windows.

- بعد إضافة البنود، استخدم إحدى الطرق التالية لتعبئة تفاصيل الكميات المستهلكة
أدخل قيمة "This Period Consumed Item Quantity" مباشرة في الشاشة الظاهرة على الجهة اليمنى، وذلك بعد تحديد بند BOQ، ثم اضغط على "Save"

Primavera Unifier

Create New Work Completion Certificate - Project No. RED-DE88 - Google Chrome

eu1.unifier.oraclecloud.com/nhc/stage/bp/mod/bp/record/new/uxworwcc/1255/8889?_uref=uuu731137338t1

Create New Work Completion Certificate

Save Draft More Actions Send

Work Completion Certificate Spend Category Unit Details Penalty Information Contractor's Checklist Work Inspection Request (WIR)

Add Actions

No.	Cost Code	Code Name	BOQ Category	BOQ Sub-Category	Item Quantity
001	02.01	Residential Superstructure	شبكة صرف مياه الأمطار	عبارات صندوقية	250

Total Amount : 0.00

Total: 1

Line Item Details Attachments Linked Records

Revised Details

Revised Item Quantity: 250

Revised Amount: 1,799,495.00

Consumption Details

This Period Consumed Item Quantity: 1

Total Previous Consumed Item Quantity: 130

Total Consumed Item Quantity: 131

Cancel Save Save & Add New

- اضغط على "Grid View"
- قم بإدخال قيمة "This Period Consumed Item Quantity" لجميع بنود BOQ، ثم اضغط على "Save".

Create New Work Completion Certificate

Work Completion Certificate Spend Category Unit Details Penalty Information Contractor's Checklist Work Inspection Request (WIR)

Line Item Details Attachments Linked Records

Spend Category

Cost Code * 02.02

Code Name Infrastructure

Model Name

Select PO Line Ref.

BOQ Division

No.	Cost Code	Code Name	Division	Category	Sub-Category	Item Quantity	Unit of Measure
353	02.02	Infrastructure		General Requirements	أعمال التشغيل والصيانة	1	Each
352	02.02	Infrastructure		General Requirements	أعمال التشغيل والصيانة	1	Each
351	02.02	Infrastructure		General Requirements	أعمال التشغيل والصيانة	1	Each
350	02.02	Infrastructure		Water Tank	نظام الإنارة	1	lump sum
349	02.02	Infrastructure		Water Tank	WALL MOUNTED POWE...	1	EA
348	02.02	Infrastructure		Water Tank	WALL MOUNTED POWE...	1	EA
347	02.02	Infrastructure		Water Tank	CIRCUIT AND MOTOR D...	3	EA
346	02.02	Infrastructure		Water Tank	CIRCUIT AND MOTOR D...	3	EA
345	02.02	Infrastructure		Water Tank	CIRCUIT AND MOTOR D...	1	EA
344	02.02	Infrastructure		Water Tank	Lighting	2	EA
343	02.02	Infrastructure		Water Tank	Lighting	3	EA
342	02.02	Infrastructure		Water Tank	CABLES AND ACCESSOR...	10	LM

Create New Work Completion Certificate

Work Completion Certificate Spend Category Unit Details Penalty Information Contractor's Checklist Work Inspection Request (WIR)

Cancel Error Check Save

No.	Cost Code	Code Name	M... N...	S... P... L...	B... D...	BOQ Category	BOQ Sub-Category	Item Description	Item Quantity	Unit of Measure	Item Unit Cost	Original Amount	Revised Item Quantity	Revised Amount	This Period Consumed Item Quantity *	Total Previous Consumed Item Quantity	Total Consumed Item Quantity
336	02.02	Infrastructure				Water Tank	PLUMBING INSTAL...	Trench Drain - Low...	5	M	645.00	3,225.00	5	3,225.00	0	0	0
335	02.02	Infrastructure				Water Tank	PLUMBING INSTAL...	Supply, install, con...	1	lump sum	5,729.00	5,729.00	1	5,729.00	0	0	0
334	02.02	Infrastructure				Water Tank	HVAC SYSTEM	ER, size 400 mm X ...	2	EA	516.00	1,032.00	2	1,032.00	0	0	0
333	02.02	Infrastructure				Water Tank	HVAC SYSTEM	Supply, install and ...	37,482	kg	35.00	1,311.39	37,482	1,311.39	0	0	0
332	02.02	Infrastructure				Water Tank	HVAC SYSTEM	Exhaust Fan, EF-01...	1	EA	3,438.00	3,438.00	1	3,438.00	0	0	0
331	02.02	Infrastructure				Water Tank	PUMP ROOM & T...	supply and install ...	2	EA	1,834.00	3,668.00	2	3,668.00	0	0	0
330	02.02	Infrastructure				Water Tank	PUMP ROOM & T...	supply and install ...	1	EA	1,834.00	1,834.00	1	1,834.00	0	0	0
329	02.02	Infrastructure				Water Tank	Ladder	supply and install ...	2	EA	5,156.00	10,312.00	2	10,312.00	0	0	0
328	02.02	Infrastructure				Water Tank	Waterproofing	Supply & execute ...	505.8207	M2	86.00	43,500.58	505.8207	43,500.58	10,000	0	10,000
327	02.02	Infrastructure				Water Tank	Waterproofing	Supply and install ...	562.023	M2	75.00	42,151.73	562.023	42,151.73	20,000	0	20,000
326	02.02	Infrastructure				Water Tank	الفرغ المصانة	To underground ta...	201,391575	M3	1,000.00	201,391.58	201,391575	201,391.58	3,000	0	3,000
325	02.02	Infrastructure				Water Tank	LEAN CONCRETE BL...	Cast in place lean ...	163.923375	M2	35.00	5,737.32	163.923375	5,737.32	4,000	0	4,000
324	02.02	Infrastructure				Water Tank	PROTECTION WOR...	Termite and pest c...	3.00	M2	163.923375	491.77	3.00	491.77	0	0	0
323	02.02	Infrastructure				Water Tank	PROTECTION WOR...	supply and install ...	163.923375	M2	10.00	1,639.23	163.923375	1,639.23	0	0	0
322	02.02	Infrastructure				Water Tank	أعمال الخرز و الردم	Backfilling 30 cm t...	252.91035	M3	41.00	10,369.32	252.91035	10,369.32	0	0	0
321	02.02	Infrastructure				Water Tank	أعمال الخرز و الردم	Excavation of soil t...	833.66745	M3	35.00	29,178.36	833.66745	29,178.36	0	0	0
320	02.02	Infrastructure				ELECTRICAL -LIGH...	LOW VOLTAGE CABLES	(4C - 10 + 10)mm...	3,990	M	73.00	291,270.00	3,990	291,270.00	0	0	0
319	02.02	Infrastructure				ELECTRICAL -LIGH...	LIGHTING FIXTURES	Type (WL)	107	Each	1,461.00	156,327.00	107	156,327.00	0	0	0
318	02.02	Infrastructure				ELECTRICAL -LIGH...	LIGHTING FIXTURES	Type (UL)	176	Each	945.00	166,320.00	176	166,320.00	0	0	0
317	02.02	Infrastructure				ELECTRICAL -LIGH...	LIGHTING FIXTURES	Type (FL1)	25	Each	1,120.00	28,000.00	25	28,000.00	0	0	0
316	02.02	Infrastructure				ELECTRICAL -LIGH...	LIGHTING FIXTURES	Type (BL)	268	Each	1,520.00	407,360.00	268	407,360.00	0	0	0
315	02.02	Infrastructure				ELECTRICAL -LIGH...	LIGHTING FIXTURES	Type (AL)	75	Each	2,435.00	182,625.00	75	182,625.00	0	0	0
314	02.02	Infrastructure				ELECTRICAL -LIGH...	LOW TENSION DIS...	4C - 70 mm²	35	M	78.00	2,730.00	35	2,730.00	0	0	0
313	02.02	Infrastructure				ELECTRICAL -LIGH...	PANEL	External landscape...	1	Each	21,483.00	21,483.00	1	21,483.00	0	0	0
312	02.02	Infrastructure				IRRIGATION NETW...	irrigation program...	irrigation controll...	1	Each	1.00	1.00	1	1.00	0	0	0
311	02.02	Infrastructure				IRRIGATION NETW...	irrigation equipme...	2 inch, Solenoid va...	17	Each	2,865.00	48,705.00	17	48,705.00	0	0	0
310	02.02	Infrastructure				IRRIGATION NETW...	irrigation equipme...	1.5 inch, Solenoid ...	1	Each	2,063.00	2,063.00	1	2,063.00	0	0	0
309	02.02	Infrastructure				IRRIGATION NETW...	irrigation equipme...	Spray sprinklers (4...	4	Each	89.00	356.00	4	356.00	0	0	0
308	02.02	Infrastructure				IRRIGATION NETW...	irrigation equipme...	Spray sprinklers (4...	6	Each	89.00	534.00	6	534.00	0	0	0
307	02.02	Infrastructure				IRRIGATION NETW...	irrigation equipme...	2.60gpm at pressu...	8	Each	69.00	552.00	8	552.00	0	0	0
306	02.02	Infrastructure				IRRIGATION NETW...	irrigation equipme...	flow 3.70gpm at pr...	5	Each	69.00	345.00	5	345.00	0	0	0
305	02.02	Infrastructure				IRRIGATION NETW...	irrigation equipme...	3.70gpm at pressu...	36	Each	69.00	2,484.00	36	2,484.00	0	0	0
304	02.02	Infrastructure				IRRIGATION NETW...	irrigation equipme...	3.70gpm at pressu...	13	Each	69.00	897.00	13	897.00	0	0	0
303	02.02	Infrastructure				IRRIGATION NETW...	irrigation equipme...	flow 5.32gpm at pr...	3	Each	69.00	207.00	3	207.00	0	0	0
302	02.02	Infrastructure				IRRIGATION NETW...	irrigation equipme...	5.32gpm at pressu...	94	Each	69.00	6,486.00	94	6,486.00	0	0	0
301	02.02	Infrastructure				IRRIGATION NETW...	irrigation equipme...	5.32gpm at pressu...	47	Each	69.00	3,243.00	47	3,243.00	0	0	0
TOTAL									125,874.7674		3,957,917.95	20,375,796.62	125,874.7674	20,375,796.62	37,000	0	37,000

- ملاحظة: بعد إضافة "Spend Category"، قم بتعبئة البيانات المتبقية في تبويب "Penalty Information"، والرجوع إلى "Work Inspection Request (WIR)"، حيث سيتم تعبئة البيانات اللازمة تلقائيًا في تبويب "Work Completion Certificate".
قم بمراجعة البيانات المدخلة في "Requested Information" و "Penalties Details".

Create New Work Completion Certificate - Project No. RED-DE88 - Google Chrome

eu1.unifier.oraclecloud.com/nhc/stage/bp/mod/bp/record/new/uxworwcc/1255/8889?_uref=uuu602695463t3

Create New Work Completion Certificate

Save Draft More Actions Send

Work Completion Certificate Spend Category Unit Details Penalty Information Contractor's Checklist Work Inspection Request (WIR)

Requested Information

Total Contractor Requested Amount	VAT Amount	Total Contractor Requested Amount (With VAT)
536.69	80.5	617.19
Total Consultant Approved Amount	VAT Amount	Total Consultant Approved Amount (With VAT)
0.00	0	0.00
Total NHC Approved Amount	VAT Amount	Total NHC Approved Amount (With VAT)
0.00	0	0.00

Penalties Details

Total Penalties to Date	200,000.00
Total Previous Penalties	200,000.00
This Period Penalties	0.00

Attachments Comments Linked Records Linked Mail

Information
No Attachments.

Activate Windows
Go to Settings to activate Windows.

- قم بمراجعة "Retention Details"، حيث سيتم إضافة تحرير مبلغ الاحتجاز (Retention Release) في حالة الدفعة النهائية.

Create New Work Completion Certificate - Project No. RED-DE88 - Google Chrome

eu1.unifier.oraclecloud.com/nhc/stage/bp/mod/bp/record/new/uxworwcc/1255/8889?_uref=uuu602695463t3

Create New Work Completion Certificate

Save Draft More Actions Send

Work Completion Certificate Spend Category Unit Details Penalty Information Contractor's Checklist Work Inspection Request (WIR)

This Period Penalties 0.00

Retention Details

Retention %	10	Total Retention To Date	915,882.67	Total Retention Released To Date	0.00
Total Previous Retention	915,829.00	Total Previous Retention Released	0.00	This Period Retention	53.67
This Period Retention Released	0.00				

Advance Payment Information

Advance Payment % 10

Advance Payment from Contractual Amount (Excluding VAT)

Attachments Comments Linked Records Linked Mail

No Attachments.

Activate Windows
Go to Settings to activate Windows.

- قم بمراجعة "Advance Payment Information" ، حيث يجب أن يكون "Unrecovered from Advance Amount" مساويا للصفر في حالة الدفعة النهائية

Create New Work Completion Certificate - Project No. RED-DE88 - Google Chrome

eu1.unifier.oraclecloud.com/nhc/stage/bp/mod/bp/record/new/uxworwcc/1255/8889?_uref=uuu602695463t3

Create New Work Completion Certificate

Save Draft More Actions Send

Work Completion Certificate Spend Category Unit Details Penalty Information Contractor's Checklist Work Inspection Request (WIR)

Advance Payment Information

Advance Payment %	10
Advance Payment from Contractual Amount (Excluding VAT)	2,549,717.72
VAT Amount for Advance Payment from Contractual Amount	449,950.19
Advance Payment from Contractual Amount (Including VAT)	2,999,667.91
Total Recovery of Advance Payment	1,053,265.07
Total Previous Recovery of Advance Payment	1,053,203.35
This Period Advance Recovery %	10
This Period Advance Recovery (Excluding VAT)	

Attachments Comments Linked Records Linked Mail

No Attachments.

Activate Windows
Go to Settings to activate Windows.

• قم بمراجعة "Net Value Information".

Create New Work Completion Certificate - Project No. RED-DE88 - Google Chrome

eu1.unifier.oraclecloud.com/nhc/stage/bp/mod/bp/record/new/uxworwcc/1255/8889?__uref=uuu602695463t3

Create New Work Completion Certificate

Save Draft More Actions Send

Work Completion Certificate Spend Category Unit Details Penalty Information Contractor's Checklist Work Inspection Request (WIR)

	0.00
VAT Amount for Additional Payment Recovery	0.00
This Period Additional Payment Recovery (Including VAT)	0.00
Unrecovered from Additional Amount	0.00

Net Value Information

Total Certified Amount to Date	11,363,170.86
Total Previous Certified Amount	11,362,669.06
Net Sum Certified by this Certificate	501.80

Comments

Attachments Comments Linked Records Linked Mail

Information
No Attachments.

Activate Windows
Go to Settings to activate Windows.



- لإضافة البنود، اضغط على تبويب "Contractor's Checklist"، ثم اضغط على "Add".

Primavera Unifier

Create New Work Completion Certificate - Project No. RED-DE88 - Google Chrome

eu1.unifier.oraclecloud.com/nhc/stage/bp/mod/bp/record/new/uxworcc/1255/8889?_uref=uuu731137338t1

Create New Work Completion Certificate

Save Draft More Actions Send

Work Completion Certificate Spend Category Unit Details Penalty Information **Contractor's Checklist** Work Inspection Request (WIR)

Add Actions

No.	Contractor Memo / Cover Letter Attached?	Contract Document Attached?	Purchase Order Document Attached?	Bank Guarantee Attached?	Site Handover to Contractor Docum Attached?
-----	--	-----------------------------	-----------------------------------	--------------------------	---

Total: 0

Information
No line items are available.

Activate Windows
Go to Settings to activate Windows.

• قم بإدخال جميع البيانات المطلوبة في Final Invoice Checklist

Primavera Unifier

Create New Work Completion Certificate - Project No. RED-DE88 - Google Chrome

eu1.unifier.oraclecloud.com/nhc/stage/bp/mod/bp/record/new/uxworwcc/1255/8007?_uref=uuu602695463t3

Create New Work Completion Certificate

Save Draft More Actions Send

Work Completion Certificate Spend Category Unit Details Penalty Information **Contractor's Checklist** Work Inspection Request (WIR)

Add Actions

No.	Contractor Memo / Cover Letter Attached?	Contract Document Attached?	Purchase Order Document Attached?	Bank Guarantee Attached?	Site Handover to Contractor Document Attached?
-----	--	-----------------------------	-----------------------------------	--------------------------	--

Total: 0

Line Item Details Attachments Linked Records

> Advance Payment Checklist

> Ongoing Invoice Checklist

✓ **Final Invoice Checklist**

Contractor Memo / Cover Letter Attached?
 Yes No

Final Proforma Invoice Attached?
 Yes No

Detailed BOQ / IPC Excel Documents Attached?
 Yes No

Project BOQ Consumption Clearance - As-Built Details Attached?
 Yes No

Cancel Save Save & Add New

Activate Windows
Go to Settings to activate Windows.

- بعد إدخال البيانات المطلوبة، اضغط على "Save" ولإضافة عدة بنود، اضغط على "Save & Add New"، ثم اضغط على تبويب Work Completion Certificate.

The screenshot displays the 'Create New Work Completion Certificate' interface in Primavera Unifier. The browser address bar shows the URL: eu1.unifier.oraclecloud.com/nhc/stage/bp/mod/bp/record/new/uxworwcc/1255/8889?__uref=uuu731137338t1. The page title is 'Create New Work Completion Certificate'. The main content area is divided into several sections:

- Contractor's Checklist:** A table with columns for 'Contractor Memo / Cover Letter Attached?', 'Contract Document Attached?', 'Purchase Order Document Attached?', 'Bank Guarantee Attached?', and 'Site Handover to Contractor Docum Attached?'. The table is currently empty, and the total count is 'Total: 0'.
- Right-hand Panel:** Contains three checklist sections:
 - Advance Payment Checklist:** A section with a right-pointing arrow.
 - Ongoing Invoice Checklist:** A section with a downward-pointing arrow, containing three items:
 - Contractor Memo / Cover Letter Attached? * (Yes selected)
 - Ongoing Proforma Invoice Attached? * (Yes selected)
 - Detailed BOQ / IPC Excel Documents Attached? * (Yes selected)
 - Final Invoice Checklist:** A section with a right-pointing arrow.

At the bottom right of the form, there are three buttons: 'Cancel', 'Save', and 'Save & Add New'. The 'Save & Add New' button is highlighted with a red rectangular box.

- اضغط على "Attachments" لإضافة المرفقات، سواء من الجهاز المحلي أو من مدير المستندات في نظام Unifier.

The screenshot displays the Primavera Unifier web application interface for creating a new work completion certificate. The browser address bar shows the URL: eu1.unifier.oraclecloud.com/nhc/stage/bp/mod/bp/record/new/uxworwcc/1255/8889?_uref=uuu731137338t1. The page title is "Create New Work Completion Certificate".

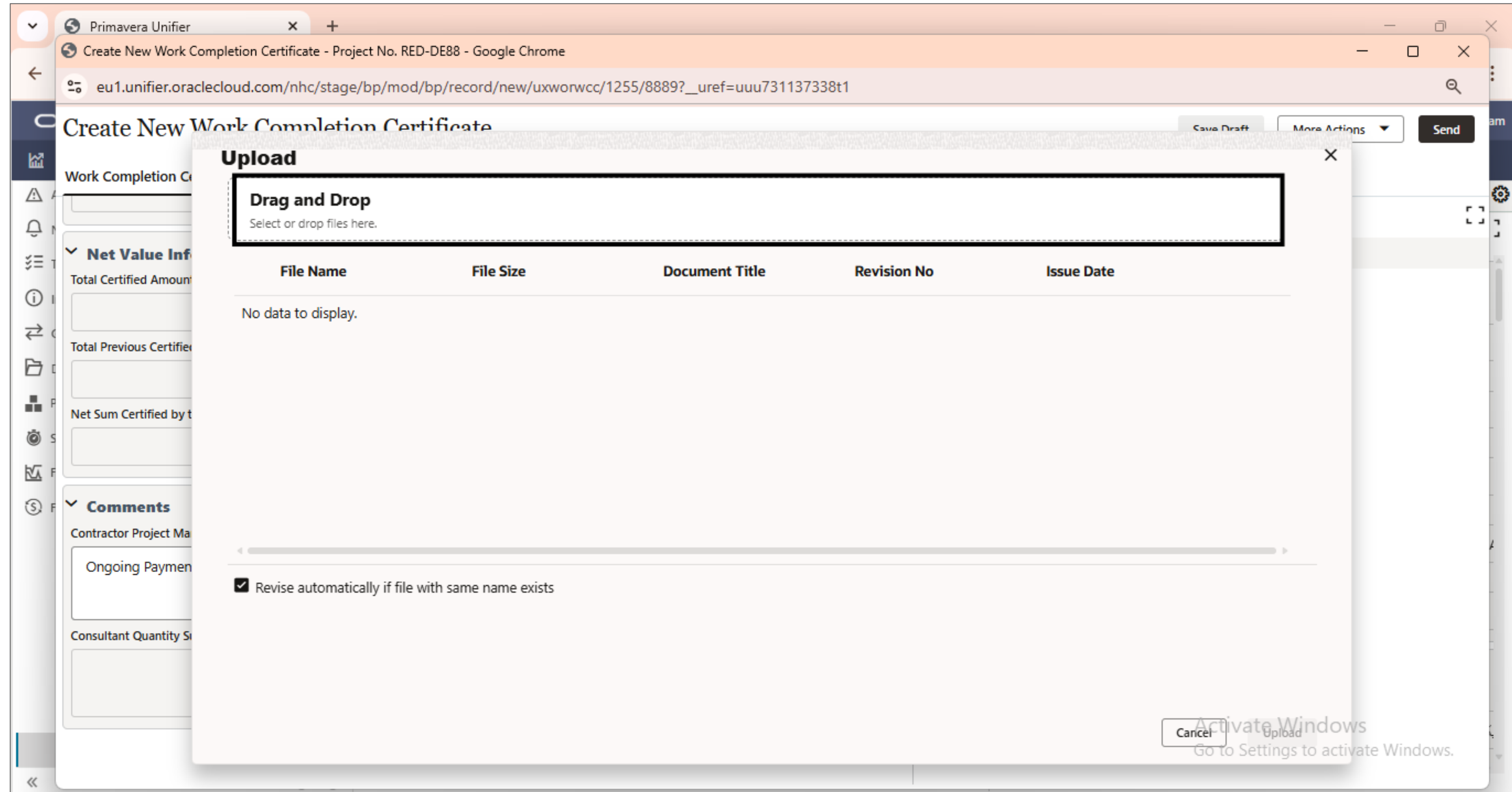
The interface features a navigation bar with tabs: "Work Completion Certificate", "Spend Category", "Unit Details", "Penalty Information", "Contractor's Checklist", and "Work Inspection Request (WIR)". The "Attachments" tab is currently selected, and a dropdown menu is open, showing options for "Browse..." and "Document Manager...".

The main content area is divided into two sections:

- Net Value Information:** This section contains three input fields with numerical values:
 - Total Certified Amount to Date: 2,300,882.93
 - Total Previous Certified Amount: 2,300,882.93
 - Net Sum Certified by this Certificate: 0.00
- Comments:** This section contains two text input fields for comments:
 - Contractor Project Manager Comments: Ongoing Payment - Sample
 - Consultant Quantity Surveyor Comments: (Empty)

At the bottom right of the interface, there is a message: "Information No Attachments." and a watermark: "Activate Windows Go to Settings to activate Windows."

- استخدم خاصية "Drag and Drop" لسحب الملفات وإفلاتها.



- يمكن إرفاق الملفات إما باستخدام خاصية "Drag and Drop" أو من خلال الانتقال إلى المجلد المطلوب.
- بعد إرفاق الملفات، اضغط على "Upload".

The screenshot shows the 'Create New Work Completion Certificate' page in the Primavera Unifier web application. An 'Upload' dialog box is open, allowing users to upload files. The dialog box features a 'Drag and Drop' area and a table listing the uploaded file. The 'Upload' button is highlighted with a red box.

File Name	File Size	Document Title	Revision No	Issue Date
Test.xlsx	7 KB			

1 item ready to be uploaded (7 KB)

Revise automatically if file with same name exists

Cancel Upload

• قم بإدخال الملاحظات المطلوبة في "Contractor Project Manager Comments".

Create New Work Completion Certificate - Project No. RED-DE88 - Google Chrome

eu1.unifier.oraclecloud.com/nhc/stage/bp/mod/bp/record/new/uxworwcc/1255/8889?_uref=uuu602695463t3

Create New Work Completion Certificate

Save Draft More Actions Send

Work Completion Certificate Spend Category Unit Details Penalty Information Contractor's Checklist Work Inspection Request (WIR)

Attachments Comments Linked Records Linked Mail

Net Value Information

Total Certified Amount to Date	11,363,170.86
Total Previous Certified Amount	11,362,669.06
Net Sum Certified by this Certificate	501.80

Comments

Contractor Project Manager Comments *

remarks

Consultant Quantity Surveyor Comments

Information
No Attachments.

Activate Windows
Go to Settings to activate Windows.

- بعد إدخال البيانات المطلوبة، اضغط على زر "Send" لإرسال شهادة إتمام الأعمال لمزيد من المراجعة.

Primavera Unifier

Create New Work Completion Certificate - Project No. RED-DE88 - Google Chrome

eu1.unifier.oraclecloud.com/nhc/stage/bp/mod/bp/record/new/uxworwcc/1255/8009?_uref=uuu478682707t3

Create New Work Completion Certificate

Save Draft More Actions **Send**

Work Completion Certificate Contractor's Checklist

No.	Contractor Memo / Cover Letter Attached?	Contract Document Attached?	Purchase Order Document Attached?	Bank Guarantee Attached?	Site Handover to Contractor Document Attached?
001	Yes	Yes	Yes	Yes	Yes

Total: 1

Line Item Details Attachments Linked Records

Advance Payment Checklist

Contractor Memo / Cover Letter Attached? *

Yes No

Contract Document Attached? *

Yes No

Purchase Order Document Attached? *

Yes No

Bank Guarantee Attached? *

Yes No

Site Handover to Contractor Document Attached? *

Yes No

BOQ Document Attached? *

Yes No

Ongoing Invoice Checklist

Cancel Save Save & Add New

Activate Windows
Go to Settings to activate Windows.

• بعد اختيار مسار العمل المناسب، اضغط على زر "Send"

The screenshot shows the Primavera Unifier web interface. The main window is titled "Create New Work Completion Certificate" and displays a table with columns for "No.", "Contractor Memo / Cover Letter Attached?", and "Contract Document Attached?". A row with ID "001" is visible. A "Workflow Action Details" dialog box is open in the foreground, showing the following information:

- Workflow Action Details**
- Action Details**
- Workflow Actions *
Send for Consultant Quantity Surveyor Review
- Send For
Consultant Quantity Surveyor Review
- To
PMIS Migration Team
- Due Date Details**
- Task Due Date
Task Due Date is not available

At the bottom of the dialog box, there are "Cancel" and "Send" buttons. The "Send" button is highlighted with a red box. In the background, the "Send" button on the main interface is also visible.

- ستظهر رسالة تتضمن رقم السجل (ID) بعد إتمام الإرسال بنجاح.
- سيتم إرسال السجل إلى المرحلة التالية لمزيد من المراجعة.

The screenshot displays the Primavera Unifier web application interface. The browser address bar shows the URL: eu1.unifier.oraclecloud.com/nhc/stage/bp/mod/bp/record/new/uxworwcc/1255/8889?_uref=uuu731137338t1. The page title is "Create New Work Completion Certificate". The main content area is a table with columns for "No.", "Contractor Memo / Cover Letter Attached?", "Contract Document Attached?", "Purchase Order Document Attached?", "Bank Guarantee Attached?", and "Site Handover to Contractor Docum Attached?". A notification dialog box is overlaid on the table, displaying a green checkmark icon and the text: "Notification WCC-000045 has been created successfully." with an "OK" button. The table shows one row with the number "001". The bottom of the page has a "Total: 1" label and buttons for "Cancel", "Save", and "Save & Add New".

شكراً، الدعم الفني



امسح هنا

nhc.sa. Instagram | Facebook | Twitter / @saudinhc