



اللية رفع المستخلص الجاري على نظام PMIS

يهدف هذا المستند إلى تقديم دليل إرشادي خطوة بخطوة لتنفيذ شهادات إتمام الأعمال (WCC) لمختلف مراحل الدفع، بالإضافة إلى إنشاء GRN باستخدام الرابط المباشر (Deep Link)

بدء أعمال المقاول:

- يقوم المنشئ بإنشاء شهادة إتمام الأعمال -المستخلص الجاري (WCC – Ongoing Payment)، وذلك من خلال إدخال البيانات المطلوبة وتعبئة النماذج وإرفاق المستندات اللازمة.
- يجب على المنشئ تسجيل الدخول إلى نظام Unifier باستخدام بيانات الدخول الخاصة به

Cloud Sign In

idcs-59562012a9fa4574b7c10d5bfd766a4b.identity.oraclecloud.com/ui/v1/signin

NHC

National Housing Company (NHC)

PMIS Login

Identity domain ⓘ
OracleIdentityCloudService

User Name
khaled.diaa@gaeaglobal.com

Password
.....

[Forgot Password?](#)

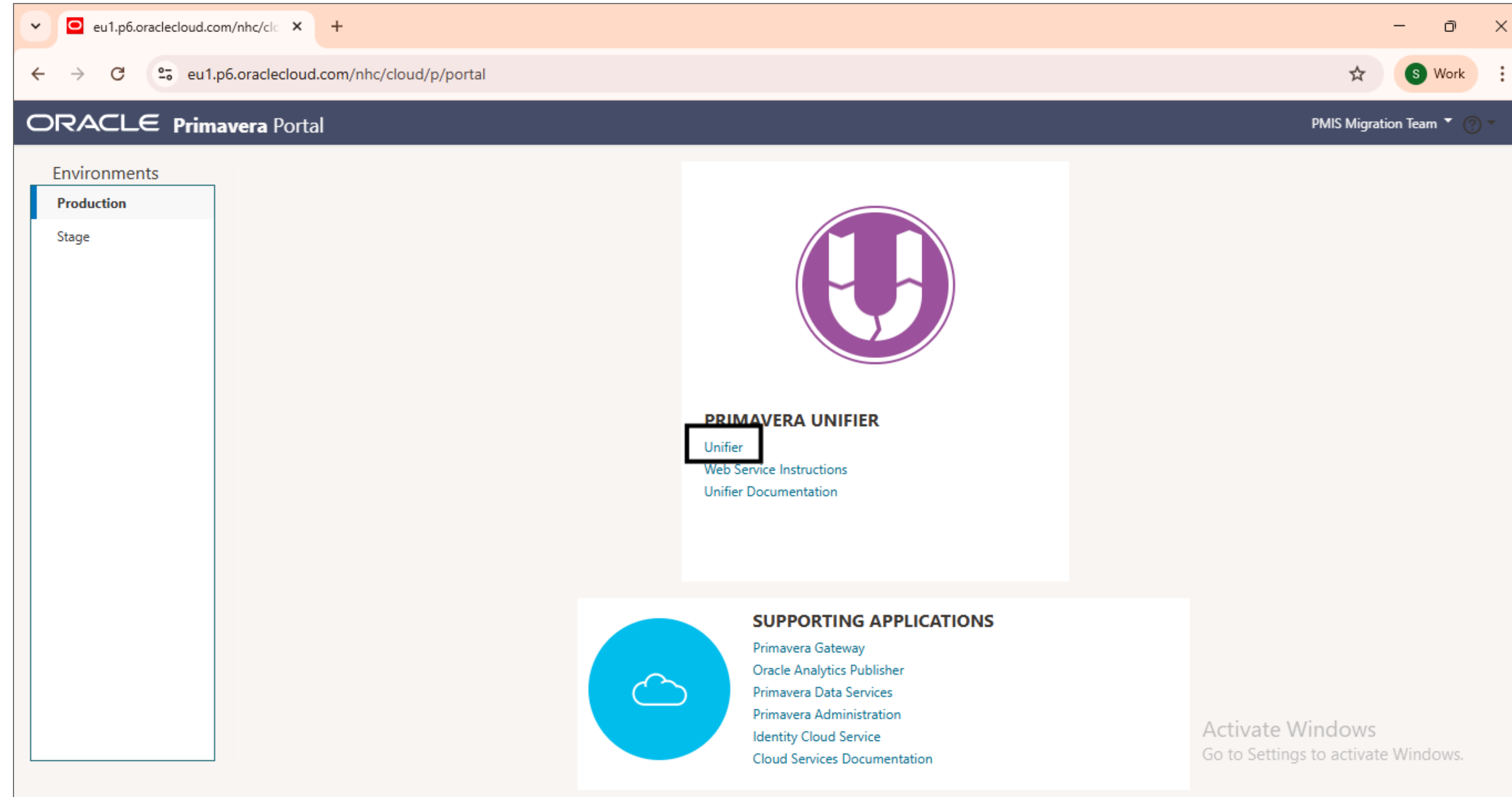
Sign In

Or sign in with

NHC Employee Login

Activate Windows
Go to Settings to activate Windows.

- قم باختيار Production لاستكمال الإجراءات .
- اضغط على Unifierالمشار إليه، أو اضغط على حرف "U" للدخول إلى النظام.



• اضغط على علامة "+" للانتقال إلى المشروع المطلوب .

Primavera Unifier (Development)

PMIS Migration Team

Tasks 66,912 Active

Notifications 8 Total

Mail 1 Total

My Active Tasks

417

66,864

Legend: Late (Red), Not Started (Yellow), In Progress (Green)

Task Distribution

Task Category	Count
Construction Project Te...	64K
Ruwa	2K
Integration_Testing_5-S...	1K
Company Workspace	0K
تنفيذ أعمال البنية التحتية	0K
Internal Process Testin...	0K
WCC Testing Project 21...	0K
Sub-Developer Project ...	0K

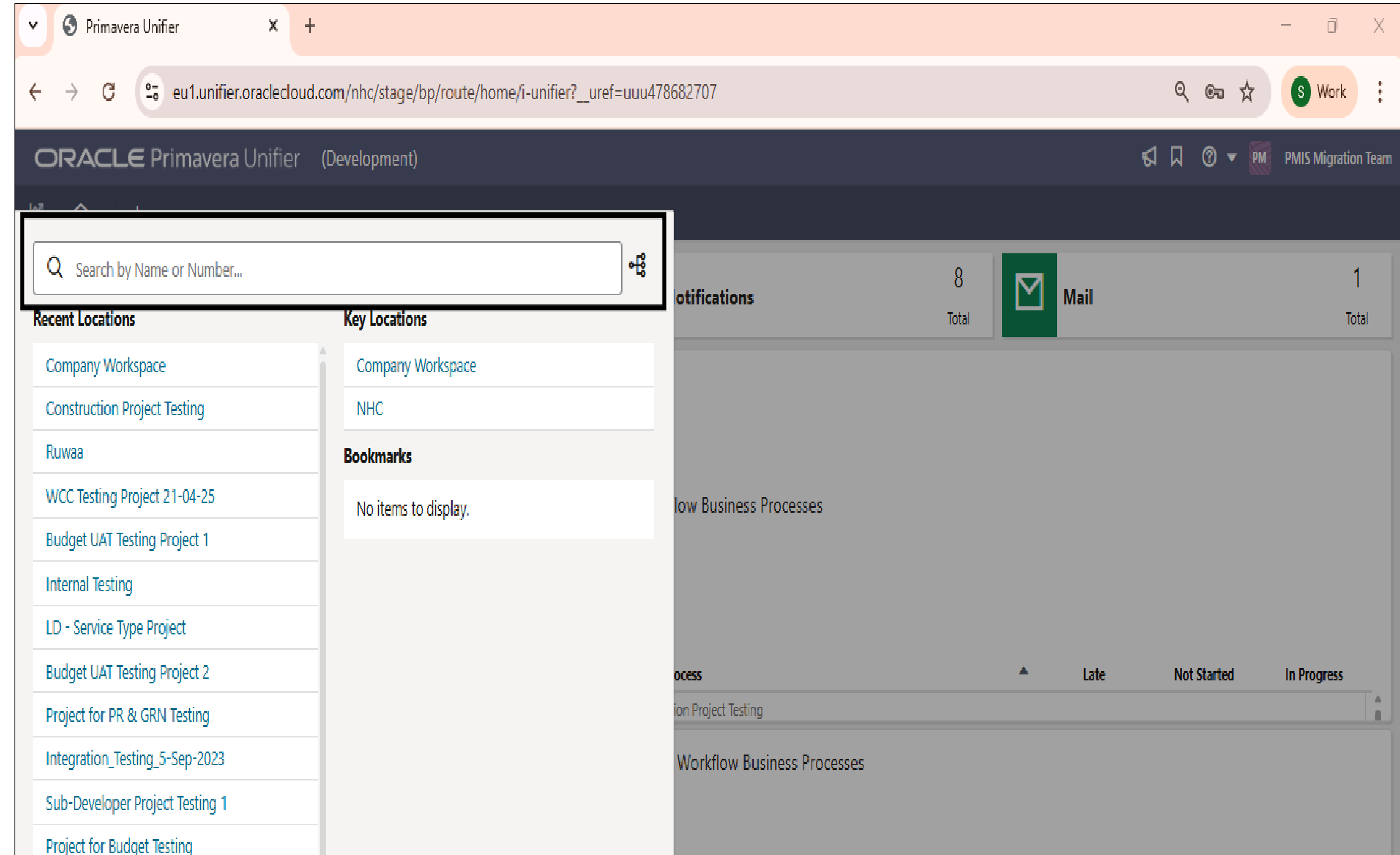
Workflow Business Processes

Business Process: Construction Project Testing

Non - Workflow Business Processes

Activate Windows
Go to Settings to activate Windows.

- استخدم إحدى الطرق التالية لفتح المشروع:
- في شريط البحث، أدخل رقم المشروع (Project Number) أو اسم المشروع (Project Name) ، ثم حدد المشروع لفتحه



اضغط على أيقونة الهيكل التنظيمي "Hierarchy" لعرض قائمة المشاريع، ثم اختر المشروع من القائمة واضغط على "Select To Submit Work لإرسال

The screenshot shows the Oracle Primavera Unifier (Development) interface. At the top, there's a search bar labeled "Search by Name or Number...". Below it, there are two columns: "Recent Locations" and "Key Locations". The "Recent Locations" list includes: Company Workspace, Construction Project Testing, WCC Testing Project 21-04-25, AlRuba Testing Project, Internal Process Testing 3, Al Ambat Baseline Zone A, Ruwaa, and NHC. The "Key Locations" list includes: Company Workspace and NHC. There is also a "Bookmarks" section which is currently empty. The background shows a dashboard with a large yellow semi-circle and the number 42.

The screenshot shows the Oracle Primavera Unifier (Development) interface with the "Company Information" page open. A dialog box titled "All Locations" is overlaid on the page. The dialog box has a search bar and a table with the following columns: "Number", "Name", and "Hierarchy Path". The table contains the following data:

Number	Name	Hierarchy Path
0560828478	Ruwa Test 1	/NHC/Khuzam Suburb/Marcia 2
07	BDGT Internal Testing 1	/NHC/Khuzam Suburb/Marcia 2
1010201094	Unit Cost Testing Project	/NHC/Al-Mayar/Ruba Jeddah
11010200125	AlRuba Testing Project	/NHC/Khuzam Suburb/Marcia 2
1101020015	Al Ambat Baseline Zone A	/NHC/Al-Mayar/Ruba Jeddah
1101020030	Construction Project Testing	/NHC/Khuzam Suburb/Marcia 2

The dialog box also shows "Total: 55" and "Cancel" and "Select" buttons.

- شهادة إتمام الأعمال - المستخلص الجاري، اضغط على مجلد Financial Transactions، ثم قم بتوسيع مجلد Payments، وبعد ذلك اضغط على Work Completion Certificate للمتابعة.

Primavera Unifier (Development)

WCC Testing Project 21-04-25

NHC > Khuzam Suburb > Marcia 2 > WCC Testing Project 21-04-25

Summary Workspaces

Tasks 18 Active

Notifications 0 Total

Mail 0 Total

Image

Information
No Image Available.

Details

Project Name / اسم المشروع: WCC Testing Project 21-04-25

Hierarchy Path: /NHC/Khuzam Suburb/Marcia 2

System Project Number: RED-DE88

Links

No items to display.

Activate Windows
Go to Settings to activate Windows.

• اضغط على "Create"، ثم اختر مسار العمل "Ongoing Payment" لإنشاء شهادة إتمام الأعمال.

ORACLE Primavera Unifier (Development) PMIS Functional Team

Company Workspace WCC Testing Project 21-04-25

NHC > Khuzam Suburb > Marcia 2 > WCC Testing Project 21-04-25

Work Completion Certificate

+ Create Actions Bulk Update View: All Records

01. Advance Payment
02. Additional Payment WF
03. Ongoing Payment
04. Final Payment

Project Number	Project Name	Contract / PO #	Original Contract Amount	Payment Request No.	Payment Type	This Period Contractor Requested Amount	This Period Consultant Approved Amount	This Period NHC Approved Amount	This Period Penalties
1101022392	WCC Testing Project 21-04-25	NHC-24001001	29,996,679.09	7	Ongoing	13,399.72	13,399.72	0.00	0.00
1101022392	WCC Testing Project 21-04-25	NHC-24001001	29,996,679.09	6	Advance	0.00	0.00	0.00	0.00
1101022392	WCC Testing Project 21-04-25	NHC-24001001	29,996,679.09	5	Ongoing	34,709.65	0.00	0.00	0.00
1101022392	WCC Testing Project 21-04-25	T0001	10,000,000.00	2	Advance	0.00	0.00	0.00	0.00
WCC-000052	WCC Testing Project 21-04-25	NHC-24001013	2,203,245.54	10	Ongoing	1,268,396.88	0.00	0.00	0.00
WCC-000051	WCC Testing Project 21-04-25	NHC-24001013	2,203,245.54	10	Ongoing	1,268,396.88	0.00	0.00	0.00
WCC-000050	WCC Testing Project 21-04-25	NHC-24000737	4,799,495.54	11	Advance	0.00	0.00	0.00	0.00
WCC-000049	WCC Testing Project 21-04-25	T0001	10,000,000.00	1	Advance	0.00	0.00	0.00	0.00
WCC-000048	WCC Testing Project 21-04-25	NHC-24000737	4,799,495.54	9	Advance	856,559.62	0.00	0.00	0.00
WCC-000047	WCC Testing Project 21-04-25	NHC-24000737	4,799,495.54	9	Additional	856,559.62	0.00	0.00	0.00
WCC-000046	WCC Testing Project 21-04-25	NHC-24001013	2,203,245.54	9	Ongoing	26,500.00	26,500.00	26,500.00	0.00
WCC-000045	WCC Testing Project 21-04-25	NHC-24000737	4,799,495.54	8	Ongoing	7,197.98	0.00	0.00	0.00
WCC-000044	WCC Testing Project 21-04-25	NHC-24000737	4,799,495.54	7	Advance	0.00	0.00	0.00	0.00
WCC-000043	WCC Testing Project 21-04-25	NHC-24001013	2,203,245.54	8	Ongoing	206,449.55	0.00	0.00	0.00
WCC-000042	WCC Testing Project 21-04-25	NHC-24001013	2,203,245.54	7	Ongoing	179,949.55	179,949.55	179,949.55	0.00
WCC-000041	WCC Testing Project 21-04-25	NHC-24001013	2,203,245.54	6	Ongoing	39,750.00	39,750.00	39,750.00	0.00
WCC-000040	WCC Testing Project 21-04-25	NHC-24001013	2,203,245.54	5	Ongoing	8,750.00	8,750.00	8,750.00	0.00
WCC-000039	WCC Testing Project 21-04-25	NHC-24001013	2,203,245.54	4	Ongoing	17,500.00	17,500.00	17,500.00	0.00
WCC-000038	WCC Testing Project 21-04-25	NHC-24001013	2,203,245.54	3	Ongoing	8,750.00	8,750.00	8,750.00	0.00
WCC-000037	WCC Testing Project 21-04-25	NHC-24001013	2,203,245.54	2	Ongoing	13,250.00	13,250.00	13,250.00	0.00
WCC-000036	WCC Testing Project 21-04-25	NHC-24001013	2,203,245.54	1	Ongoing	8,750.00	8,750.00	8,750.00	0.00
WCC-000035	WCC Testing Project 21-04-25	NHC-24001012	2,575,419.87	25	Ongoing	13,250.00	13,250.00	13,250.00	0.00

- في تبويب Contract/PO Information، قم بتحديد "Contract" من خلال الضغط على أداة الاختيار (Picker)

The screenshot shows the 'Create New Work Completion Certificate' form in Primavera Unifier. The form is divided into two main sections: 'General Information' and 'Contract / PO Information'. The 'Contract / PO Information' section is highlighted with a red box around the 'Contracts / PO Ref.' dropdown menu, which is currently set to 'Type a Contract / PO #...'. The dropdown menu is labeled 'Required' and has a small icon next to it. The form also includes fields for 'Contract Title', 'Contractor Name (English)', and 'Contractor Name (Arabic)'. The 'General Information' section includes fields for 'Record No.', 'Status', 'Suburb / Portfolio Name', 'Program Name', 'Project Name', 'Creator / الطلب', 'Creation Date', 'Suburb / Portfolio Number', 'Program Number', and 'Project Number'. The right sidebar shows 'Attachments', 'Comments', 'Linked Records', and 'Linked Mail' tabs, with a message indicating 'No Attachments'.

Field	Value
Record No. / رقم السجل	
Status / حالة الطلب	
Suburb / Portfolio Name	Khuzam Suburb
Program Name	Marcia 2
Project Name / اسم المشروع	WCC Testing Project 21-04-25
Creator / الطلب	PMIS Migration Team
Creation Date / تاريخ الإنشاء	
Suburb / Portfolio Number	SUBP-0-001
Program Number	SUBP-0-001-PRGP-0-001-A
Project Number / رقم المشروع	1101022392
Contracts / PO Ref. *	Type a Contract / PO #...
Contract Title	
Contractor Name (English)	
Contractor Name (Arabic)	

- قم باختيار العقد، ثم اضغط على "Select".

Primavera Unifier x +

Create New Work Completion Certificate - Project No. RED-DE88 - Google Chrome

eu1.unifier.oraclecloud.com/nhc/stage/bp/mod/bp/record/new/uxworwcc/1255/8009?_uref=uuu478682707t3

Contract / PO

Record No.	Project Number	Project Name	Contract / PO #	Contract Title	Contractor Name (English)	Contractor Name (Arabic)	Original Contract / PO Amount	Change Reques Amount
Approved_CA								
CON-000010	1101022392	WCC Testing Project 21-04-25	NHC-2400073	قطعة رقم 43	المتقدمه	منتجات الخرسانة المتقدمه	95.54	0.00

Total: 11

Activate Windows
Go to Settings to activate windows.
Cancel Select

• من قائمة نوع الدفع - مستخلص جاري. Ongoing payment.

Primavera Unifier

Create New Work Completion Certificate - Project No. RED-DE88 - Google Chrome

eu1.unifier.oraclecloud.com/nhc/stage/bp/mod/bp/record/new/uxworcc/1255/8889?_uref=uuu731137338t1

Create New Work Completion Certificate

Save Draft More Actions Send

Work Completion Certificate Spend Category Unit Details Penalty Information Contractor's Checklist Work Inspection Request (WIR)

Payment Request No. 8 Revision No. 0

Payment Type: Select

Invoice Date: 25/11/2025 08:38 AM

Period To: DD/MM/YYYY

Information		
Contractor Requested Amount	VAT Amount	Total Contractor Requested Amount (With VAT)
0.00	0	0.00
Total Consultant Approved Amount	VAT Amount	Total Consultant Approved Amount (With VAT)
0.00	0	0.00
Total NHC Approved Amount	VAT Amount	Total NHC Approved Amount (With VAT)
0.00	0	0.00

Penalties Details

Attachments Comments Linked Records Linked Mail

No Attachments.

Activate Windows
Go to Settings to activate Windows.

- قم بمراجعة وتحديد تاريخ بداية الفترة (Period From) وتاريخ نهاية الفترة (Period To)

Primavera Unifier

Create New Work Completion Certificate - Project No. RED-DE88 - Google Chrome

eu1.unifier.oraclecloud.com/nhc/stage/bp/mod/bp/record/new/uxworwcc/1255/8889?_uref=uuu731137338t1

Create New Work Completion Certificate

Save Draft More Actions Send

Work Completion Certificate Spend Category Unit Details Penalty Information Contractor's Checklist Work Inspection Request (WIR)

Payment Request No. 8 Revision No. 0

Payment Type Ongoing Invoice Date 25/11/2025 08:38 AM

Period From * 08/10/2025 Period To * 13/11/2025

Requested Information

Total Contractor Requested Amount	VAT Amount	Total Contractor Requested Amount (With VAT)
0.00	0	0.00
Total Consultant Approved Amount	VAT Amount	Total Consultant Approved Amount (With VAT)
0.00	0	0.00
Total NHC Approved Amount	VAT Amount	Total NHC Approved Amount (With VAT)
0.00	0	0.00

Penalties Details

Attachments Comments Linked Records Linked Mail

Information
No Attachments.

Activate Windows
Go to Settings to activate Windows.

- لإضافة فئة الصرف، اضغط على تبويب Spend Category

The screenshot displays the Primavera Unifier web application interface for creating a new work completion certificate. The browser address bar shows the URL: eu1.unifier.oraclecloud.com/nhc/stage/bp/mod/bp/record/new/uxworwcc/1255/8889?__uref=uuu731137338t1. The main heading is "Create New Work Completion Certificate". Below the heading, there are several tabs: "Work Completion Certificate", "Spend Category" (which is highlighted with a red box), "Unit Details", "Penalty Information", "Contractor's Checklist", and "Work Inspection Request (WIR)".

The "Net Value Information" section contains the following data:

Field	Value
Total Certified Amount to Date	2,300,882.93
Total Previous Certified Amount	2,300,882.93
Net Sum Certified by this Certificate	0.00

The "Comments" section includes two text areas: "Contractor Project Manager Comments" (containing "Ongoing Payment - Sample") and "Consultant Quantity Surveyor Comments".

The "Attachments" panel on the right shows a table of unpublished attachments:

Name	Upload Date	Title
Test.xlsx	25/11/2025 09:22 AM	

At the bottom right, there is a notification: "Total: 1" and "Activate Windows Go to Settings to activate Windows."

- اضغط على "Action"، ثم اختر "Consolidate Line Item" لإضافة البنود من جدول الكميات.(BOQ).

The screenshot displays the Primavera Unifier web interface for creating a new work completion certificate. The browser address bar shows the URL: eu1.unifier.oraclecloud.com/nhc/stage/bp/mod/bp/record/new/uxworwcc/1255/8889?_uref=uuu731137338t1. The page title is "Create New Work Completion Certificate". The interface includes a navigation bar with tabs for "Work Completion Certificate", "Spend Category", "Unit Details", "Penalty Information", "Contractor's Checklist", and "Work Inspection Request (WIR)". The "Spend Category" tab is selected. A table with columns "Code Name", "BOQ Category", "BOQ Sub-Category", and "Item Quantity" is visible. The "Actions" dropdown menu is open, showing "Import" and "Consolidate Line Items" (highlighted with a red box). The "Spend Category" section on the right contains fields for "Cost Code", "Code Name", "Model Name", "Select PO Line Ref.", "BOQ Division", and "BOQ Category". The "Total Amount" is displayed as 0.00. The bottom right corner shows "Cancel", "Save", and "Save & Add New" buttons, along with an "Activate Windows" watermark.

- لإضافة البنود، قم بتحديد Business Process ثم اختر السجل الذي ترغب في إضافته.
- ملاحظة: في تبويب Spend Category، يتم إضافة بنود BOQ فقط.

The screenshot shows the 'Line Item Consolidation' window in Primavera Unifier. The window title is 'Line Item Consolidation'. At the top, there is a search bar with 'Select Business Process: BOQ' and 'View: All Records'. Below this, there is a section for 'Records from All Locations' with a table of records. The table has columns: Record No., Project Number, Project Name, Contract / PO #, Status, Creator, and Creation Date. One record is highlighted with a black border: BOQ-000002, 1101022392, WCC Testing Project 21-..., NHC-24000737, Approved_CA, PMIS Functional Team, 27/04/2025 05:13 PM. Below the table, it says 'Total: 1'. Underneath, there is a section for 'Line Items' with 'Select Tab: Spend Category' and 'Group By: Record No.'. There are two panes: 'Available Line Items' and 'Selected Line Items'. The 'Available Line Items' pane has columns: Record No., Line No., Model Name, Unit Product Code, and Cost Code. The 'Selected Line Items' pane has columns: Business Processes, Record No., Tab, Line No., Short Description, and Location. At the bottom right, there are 'Cancel' and 'Done' buttons. An 'Activate Windows' watermark is visible at the bottom right of the window.

- بعد تحديد السجل، قم بتوسيع مجلد البنود (Line Items) ، ثم حدد السجل وقم بتوسيعه، وبعد ذلك أضف جميع البنود المتاحة لهذا السجل، واضغط على السهم الأيمن لنقل البنود إلى مجلد البنود المحددة.

Line Item Consolidation

Records from All Locations

Record No.	Project Number	Project Name	Contract / PO #	Status	Creator	Creation Date
BOQ-000002	1101022392	WCC Testing Project 21-...	NHC-24000737	Approved_CA	PMIS Functional Team	27/04/2025 05:13 PM

Total: 1

Line Items

Select Tab: Spend Category Group By: Record No. Include Attachments

Record No.	Line No.	Model Name	Unit Product Code	Cost Code
BOQ-000002				
BOQ-000...	001			02.01

Business Processes	Record No.	Tab	Line No.	Short Description	Lo
--------------------	------------	-----	----------	-------------------	----

Cancel Done

Activate Windows
Go to Settings to activate Windows.

• بعد إضافة البنود، اضغط على "Done".

The screenshot shows the 'Line Item Consolidation' dialog box in Primavera Unifier. The dialog is titled 'Line Item Consolidation' and has a close button (X) in the top right corner. It is divided into several sections:

- Records from All Locations:** A table with columns: Record No., Project Number, Project Name, Contract / PO #, Status, Creator, and Creation Date. One record is listed: BOQ-000002, 1101022392, WCC Testing Project 21-..., NHC-24000737, Approved_CA, PMIS Functional Team, 27/04/2025 05:13 PM.
- Total:** 1
- Line Items:** A section with a 'Select Tab' dropdown (Spend Category), a 'Group By' dropdown (Record No.), a search icon, and a checked 'Include Attachments' checkbox. It contains two tables:
 - Available Line Items:** A table with columns: Record No., Line No., Model Name, Unit Product Code, and Cost Code. It is currently empty.
 - Selected Line Items:** A table with columns: Business Processes, Record No., Tab, Line No., Short Description, and Location. One item is selected and highlighted with a black box: BOQ, BOQ-000..., Spend Category, 001, BOQ, AI.
- Buttons:** 'Cancel' and 'Done' buttons are located at the bottom right. The 'Done' button is highlighted with a black box.

An 'Activate Windows' watermark is visible at the bottom right of the dialog.

- بعد إضافة البنود، استخدم إحدى الطرق التالية لتعبئة تفاصيل الكميات المستهلكة
- أدخل قيمة "This Period Consumed Item Quantity" مباشرة في الشاشة الظاهرة على الجهة اليمنى، وذلك بعد تحديد بند BOQ، ثم اضغط على "Save"

Primavera Unifier

Create New Work Completion Certificate - Project No. RED-DE88 - Google Chrome

eu1.unifier.oraclecloud.com/nhc/stage/bp/mod/bp/record/new/uxworwcc/1255/8889?_uref=uuu731137338t1

Create New Work Completion Certificate

Save Draft More Actions Send

Work Completion Certificate Spend Category Unit Details Penalty Information Contractor's Checklist Work Inspection Request (WIR)

Add Actions

No.	Cost Code	Code Name	BOQ Category	BOQ Sub-Category	Item Quantity
001	02.01	Residential Superstructure	شبكة صرف مياه الأمطار	عبارات صندوقية	250

Total Amount : 0.00

Total: 1

Line Item Details Attachments Linked Records

Revised Details

Revised Item Quantity: 250

Revised Amount: 1,799,495.00

Consumption Details

This Period Consumed Item Quantity: 1

Total Previous Consumed Item Quantity: 130

Total Consumed Item Quantity: 131

Cancel Save Save & Add New

- اضغط على "Grid View"
- قم بإدخال قيمة "This Period Consumed Item Quantity" لجميع بنود BOQ، ثم اضغط على "Save".

Create New Work Completion Certificate

Work Completion Certificate Spend Category Unit Details Penalty Information Contractor's Checklist Work Inspection Request (WIR)

Line Item Details Attachments Linked Records

Spend Category

Cost Code * 02.02

Code Name Infrastructure

Model Name

Select PO Line Ref.

BOQ Division

No.	Cost Code	Code Name	Division	Category	Sub-Category	Item Quantity	Unit of Measure
353	02.02	Infrastructure		General Requirements	أعمال التشغيل والصيانة	1	Each
352	02.02	Infrastructure		General Requirements	أعمال التشغيل والصيانة	1	Each
351	02.02	Infrastructure		General Requirements	أعمال التشغيل والصيانة	1	Each
350	02.02	Infrastructure		Water Tank	نظام الإنارة	1	lump sum
349	02.02	Infrastructure		Water Tank	WALL MOUNTED POWE...	1	EA
348	02.02	Infrastructure		Water Tank	WALL MOUNTED POWE...	1	EA
347	02.02	Infrastructure		Water Tank	CIRCUIT AND MOTOR D...	3	EA
346	02.02	Infrastructure		Water Tank	CIRCUIT AND MOTOR D...	3	EA
345	02.02	Infrastructure		Water Tank	CIRCUIT AND MOTOR D...	1	EA
344	02.02	Infrastructure		Water Tank	Lighting	2	EA
343	02.02	Infrastructure		Water Tank	Lighting	3	EA
342	02.02	Infrastructure		Water Tank	CABLES AND ACCESSOR...	10	LM

Create New Work Completion Certificate

Work Completion Certificate Spend Category Unit Details Penalty Information Contractor's Checklist Work Inspection Request (WIR)

Cancel Error Check Save

No.	Cost Code *	Code Name	M. N.	S. P. L.	B. D.	BOQ Category	BOQ Sub-Category	Item Description	Item Quantity	Unit of Measure	Item Unit Cost	Original Amount	Revised Item Quantity	Revised Amount	This Period Consumed Item Quantity *	Total Previous Consumed Item Quantity	Total Consumed Item Quantity
336	02.02	Infrastructure				Water Tank	PLUMBING INSTAL...	Trench Drain - Low...	5	M	645.00	3,225.00	5	3,225.00	0	0	0
335	02.02	Infrastructure				Water Tank	PLUMBING INSTAL...	Supply, install, con...	1	lump sum	5,729.00	5,729.00	1	5,729.00	0	0	0
334	02.02	Infrastructure				Water Tank	HVAC SYSTEM	ER, size 400 mm X ...	2	EA	516.00	1,032.00	2	1,032.00	0	0	0
333	02.02	Infrastructure				Water Tank	HVAC SYSTEM	Supply, install and ...	37,468.2	kg	35.00	1,311.39	37,468.2	1,311.39	0	0	0
332	02.02	Infrastructure				Water Tank	HVAC SYSTEM	Exhaust Fan, E1-01...	1	EA	3,438.00	3,438.00	1	3,438.00	0	0	0
331	02.02	Infrastructure				Water Tank	PUMP ROOM & T...	supply and install ...	2	EA	1,834.00	3,668.00	2	3,668.00	0	0	0
330	02.02	Infrastructure				Water Tank	PUMP ROOM & T...	supply and install ...	1	EA	1,834.00	1,834.00	1	1,834.00	0	0	0
329	02.02	Infrastructure				Water Tank	Ladder	supply and install ...	2	EA	5,156.00	10,312.00	2	10,312.00	0	0	0
328	02.02	Infrastructure				Water Tank	Waterproofing	Supply & execute ...	505,820.7	M2	86.00	43,500.58	505,820.7	43,500.58	10,000	0	10,000
327	02.02	Infrastructure				Water Tank	Waterproofing	Supply and install ...	562,023	M2	75.00	42,151.73	562,023	42,151.73	20,000	0	20,000
326	02.02	Infrastructure				Water Tank	العمارة المصانة	To underground ta...	201,391.575	M3	1,000.00	201,391.58	201,391.575	201,391.58	3,000	0	3,000
325	02.02	Infrastructure				Water Tank	LEAN CONCRETE BL...	Cast in place lean ...	163,923375	M2	35.00	5,737.32	163,923375	5,737.32	4,000	0	4,000
324	02.02	Infrastructure				Water Tank	PROTECTION WOR...	Termite and pest c...	163,923375	M2	3.00	491.77	163,923375	491.77	0	0	0
323	02.02	Infrastructure				Water Tank	PROTECTION WOR...	supply and install ...	163,923375	M2	10.00	1,639.23	163,923375	1,639.23	0	0	0
322	02.02	Infrastructure				Water Tank	أعمال الحفر والردم	Backfilling 30 cm t...	252,91035	M3	41.00	10,369.32	252,91035	10,369.32	0	0	0
321	02.02	Infrastructure				Water Tank	أعمال الحفر والردم	Excavation of soil t...	833,66745	M3	35.00	29,178.36	833,66745	29,178.36	0	0	0
320	02.02	Infrastructure				ELECTRICAL - LIGH...	Low Voltage Cables	(4C - 10 + 10)mm...	3,990	M	73.00	291,270.00	3,990	291,270.00	0	0	0
319	02.02	Infrastructure				ELECTRICAL - LIGH...	LIGHTING FIXTURES	Type (WL)	107	Each	1,461.00	156,327.00	107	156,327.00	0	0	0
318	02.02	Infrastructure				ELECTRICAL - LIGH...	LIGHTING FIXTURES	Type (UL)	176	Each	945.00	166,320.00	176	166,320.00	0	0	0
317	02.02	Infrastructure				ELECTRICAL - LIGH...	LIGHTING FIXTURES	Type (FL1)	25	Each	1,120.00	28,000.00	25	28,000.00	0	0	0
316	02.02	Infrastructure				ELECTRICAL - LIGH...	LIGHTING FIXTURES	Type (BL)	268	Each	1,520.00	407,360.00	268	407,360.00	0	0	0
315	02.02	Infrastructure				ELECTRICAL - LIGH...	LIGHTING FIXTURES	Type (AL)	75	Each	2,435.00	182,625.00	75	182,625.00	0	0	0
314	02.02	Infrastructure				ELECTRICAL - LIGH...	LOW TENSION DIS...	4C - 70 mm²	35	M	78.00	2,730.00	35	2,730.00	0	0	0
313	02.02	Infrastructure				ELECTRICAL - LIGH...	PANEL	External landscape...	1	Each	21,483.00	21,483.00	1	21,483.00	0	0	0
312	02.02	Infrastructure				IRRIGATION NETW...	Irrigation program...	Irrigation controll...	1	Each	1.00	1.00	1	1.00	0	0	0
311	02.02	Infrastructure				IRRIGATION NETW...	Irrigation equipme...	2 inch, Solenoid va...	17	Each	2,885.00	48,705.00	17	48,705.00	0	0	0
310	02.02	Infrastructure				IRRIGATION NETW...	Irrigation equipme...	1.5 inch, Solenoid ...	1	Each	2,063.00	2,063.00	1	2,063.00	0	0	0
309	02.02	Infrastructure				IRRIGATION NETW...	Irrigation equipme...	Spray sprinklers (4...	4	Each	69.00	276.00	4	276.00	0	0	0
308	02.02	Infrastructure				IRRIGATION NETW...	Irrigation equipme...	Spray sprinklers (4...	6	Each	69.00	414.00	6	414.00	0	0	0
307	02.02	Infrastructure				IRRIGATION NETW...	Irrigation equipme...	2.60gpm at pressu...	8	Each	69.00	552.00	8	552.00	0	0	0
306	02.02	Infrastructure				IRRIGATION NETW...	Irrigation equipme...	flow 3.70gpm at pr...	5	Each	69.00	345.00	5	345.00	0	0	0
305	02.02	Infrastructure				IRRIGATION NETW...	Irrigation equipme...	3.70gpm at pressu...	36	Each	69.00	2,484.00	36	2,484.00	0	0	0
304	02.02	Infrastructure				IRRIGATION NETW...	Irrigation equipme...	3.70gpm at pressu...	13	Each	69.00	897.00	13	897.00	0	0	0
303	02.02	Infrastructure				IRRIGATION NETW...	Irrigation equipme...	flow 5.32gpm at pr...	3	Each	69.00	207.00	3	207.00	0	0	0
302	02.02	Infrastructure				IRRIGATION NETW...	Irrigation equipme...	5.32gpm at pressu...	94	Each	69.00	6,486.00	94	6,486.00	0	0	0
301	02.02	Infrastructure				IRRIGATION NETW...	Irrigation equipme...	5.32gpm at pressu...	47	Each	69.00	3,243.00	47	3,243.00	0	0	0
TOTAL															37,000	0	37,000

- ملاحظة: بعد إضافة "فئة الإنفاق"، قم بتعبئة البيانات المتبقية في قسم "معلومات الجزاء"، والرجوع إلى "طلب فحص العمل (WIR)"، حيث سيتم مسح البيانات اللازمة لشهادة إتمام العمل في القطع. قم بمراجعة البيانات المدخلة في "المعلومات المطلوبة" و"تفاصيل العقوبات".

Create New Work Completion Certificate - Project No. RED-DE88 - Google Chrome

eu1.unifier.oraclecloud.com/nhc/stage/bp/mod/bp/record/new/uxworwcc/1255/8889?_uref=uuu602695463t3

Create New Work Completion Certificate

Save Draft More Actions Send

Work Completion Certificate Spend Category Unit Details Penalty Information Contractor's Checklist Work Inspection Request (WIR)

Requested Information

Total Contractor Requested Amount	VAT Amount	Total Contractor Requested Amount (With VAT)
536.69	80.5	617.19
Total Consultant Approved Amount	VAT Amount	Total Consultant Approved Amount (With VAT)
0.00	0	0.00
Total NHC Approved Amount	VAT Amount	Total NHC Approved Amount (With VAT)
0.00	0	0.00

Penalties Details

Total Penalties to Date	200,000.00
Total Previous Penalties	200,000.00
This Period Penalties	0.00

Attachments Comments Linked Records Linked Mail

No Attachments.

Activate Windows
Go to Settings to activate Windows.

• قم بمراجعة "Retention Details".

Create New Work Completion Certificate - Project No. RED-DE88 - Google Chrome

eu1.unifier.oraclecloud.com/nhc/stage/bp/mod/bp/record/new/uxworwcc/1255/8889?__uref=uuu602695463t3

Create New Work Completion Certificate

Save Draft More Actions Send

Work Completion Certificate Spend Category Unit Details Penalty Information Contractor's Checklist Work Inspection Request (WIR)

This Period Penalties 0.00

Retention Details

Retention %	10		
Total Retention To Date	915,882.67	Total Retention Released To Date	0.00
Total Previous Retention	915,829.00	Total Previous Retention Released	0.00
This Period Retention	53.67	This Period Retention Released	0.00

Advance Payment Information

Advance Payment % 10

Advance Payment from Contractual Amount (Excluding VAT)

Attachments Comments Linked Records Linked Mail

No Attachments.

Activate Windows
Go to Settings to activate Windows.

- قم بمراجعة بيانات الدفعة المقدمة. "Advance payment Information"

Create New Work Completion Certificate - Project No. RED-DE88 - Google Chrome

eu1.unifier.oraclecloud.com/nhc/stage/bp/mod/bp/record/new/uxworwcc/1255/8889?_uref=uuu602695463t3

Create New Work Completion Certificate

Save Draft More Actions Send

Work Completion Certificate Spend Category Unit Details Penalty Information Contractor's Checklist Work Inspection Request (WIR)

Advance Payment Information

Advance Payment %	10
Advance Payment from Contractual Amount (Excluding VAT)	2,549,717.72
VAT Amount for Advance Payment from Contractual Amount	449,950.19
Advance Payment from Contractual Amount (Including VAT)	2,999,667.91
Total Recovery of Advance Payment	1,053,265.07
Total Previous Recovery of Advance Payment	1,053,203.35
This Period Advance Recovery %	10
This Period Advance Recovery (Excluding VAT)	

Attachments Comments Linked Records Linked Mail

No Attachments.

Activate Windows
Go to Settings to activate Windows.

• قم بمراجعة "Net Value Information" القيمة الصافية.

Create New Work Completion Certificate - Project No. RED-DE88 - Google Chrome

eu1.unifier.oraclecloud.com/nhc/stage/bp/mod/bp/record/new/uxworwcc/1255/8889?_uref=uuu602695463t3

Create New Work Completion Certificate

Save Draft More Actions Send

Work Completion Certificate Spend Category Unit Details Penalty Information Contractor's Checklist Work Inspection Request (WIR)

VAT Amount for Additional Payment Recovery 0.00

This Period Additional Payment Recovery (Including VAT) 0.00

Unrecovered from Additional Amount 0.00

Net Value Information

Total Certified Amount to Date	11,363,170.86
Total Previous Certified Amount	11,362,669.06
Net Sum Certified by this Certificate	501.80

Comments

Attachments Comments Linked Records Linked Mail

Information
No Attachments.

Activate Windows
Go to Settings to activate Windows.

- لإضافة البنود، اضغط على تبويب "Contractor's Checklist"، ثم اضغط على "Add".

Primavera Unifier

Create New Work Completion Certificate - Project No. RED-DE88 - Google Chrome

eu1.unifier.oraclecloud.com/nhc/stage/bp/mod/bp/record/new/uxworwcc/1255/8889?_uref=uuu731137338t1

Create New Work Completion Certificate

Save Draft More Actions Send

Work Completion Certificate Spend Category Unit Details Penalty Information **Contractor's Checklist** Work Inspection Request (WIR)

Add Actions

No.	Contractor Memo / Cover Letter Attached?	Contract Document Attached?	Purchase Order Document Attached?	Bank Guarantee Attached?	Site Handover to Contractor Docum Attached?
-----	--	-----------------------------	-----------------------------------	--------------------------	---

Total: 0

Information
No line items are available.

Activate Windows
Go to Settings to activate Windows.

- قم بإدخال جميع البيانات المطلوبة في قائمة التحقق للمستخلصات الجارية. "Ongoing Invoice Checklist".

Primavera Unifier x +
Create New Work Completion Certificate - Project No. RED-DE88 - Google Chrome
eu1.unifier.oraclecloud.com/nhc/stage/bp/mod/bp/record/new/uxworwcc/1255/8889?_uref=uuu731137338t1

Create New Work Completion Certificate

Save Draft More Actions Send

Work Completion Certificate Spend Category Unit Details Penalty Information **Contractor's Checklist** Work Inspection Request (WIR)

Add Actions

No.	Contractor Memo / Cover Letter Attached?	Contract Document Attached?	Purchase Order Document Attached?	Bank Guarantee Attached?	Site Handover to Contractor Document Attached?
Total: 0					

Line Item Details Attachments Linked Records

> **Advance Payment Checklist**

✓ **Ongoing Invoice Checklist**

Contractor Memo / Cover Letter Attached? *

Yes No

Ongoing Proforma Invoice Attached? *

Yes No

Detailed BOQ / IPC Excel Documents Attached? *

Yes No

> **Final Invoice Checklist**

Cancel Save Save & Add New

Activate Windows
Go to Settings to activate Windows.

- بعد تسجيل البيانات المطلوبة، اضغط على "حفظ". وإضافة عدة بنود، اضغط على "حفظ وإضافة جديد"، ثم اضغط على شهادة إتمام العمل.

Primavera Unifier

Create New Work Completion Certificate - Project No. RED-DE88 - Google Chrome

eu1.unifier.oraclecloud.com/nhc/stage/bp/mod/bp/record/new/uxworwcc/1255/8889?_uref=uuu731137338t1

Create New Work Completion Certificate

Save Draft More Actions Send

Work Completion Certificate Spend Category Unit Details Penalty Information **Contractor's Checklist** Work Inspection Request (WIR)

Add Actions

No.	Contractor Memo / Cover Letter Attached?	Contract Document Attached?	Purchase Order Document Attached?	Bank Guarantee Attached?	Site Handover to Contractor Docum Attached?
Total: 0					

Line Item Details Attachments Linked Records

> Advance Payment Checklist

∨ Ongoing Invoice Checklist

Contractor Memo / Cover Letter Attached? *

Yes No

Ongoing Proforma Invoice Attached? *

Yes No

Detailed BOQ / IPC Excel Documents Attached? *

Yes No

> Final Invoice Checklist

Cancel Save Save & Add New

Activate Windows
Go to Settings to activate windows.

- اضغط على "المرفقات" لإضافة المرفقات، سواء من الجهاز المحلي أو من مدير المستندات في نظام Unifier.

The screenshot displays the 'Create New Work Completion Certificate' page in the Primavera Unifier system. The page is divided into several sections:

- Net Value Information:** A table showing certified amounts.

Field	Value
Total Certified Amount to Date	2,300,882.93
Total Previous Certified Amount	2,300,882.93
Net Sum Certified by this Certificate	0.00
- Comments:** Two text areas for 'Contractor Project Manager Comments' (containing 'Ongoing Payment - Sample') and 'Consultant Quantity Surveyor Comments'.
- Attachments:** A section with a red box around the attachment icon and a dropdown menu showing 'Browse...' and 'Document Manager...' options.

The browser address bar shows the URL: eu1.unifier.oraclecloud.com/nhc/stage/bp/mod/bp/record/new/uxworwcc/1255/8889?_uref=uuu731137338t1. The page title is 'Create New Work Completion Certificate'.

- استخدم خاصية "سحب وإفلات" لسحب الملفات وإفلاتها.

Primavera Unifier

Create New Work Completion Certificate - Project No. RED-DE88 - Google Chrome

eu1.unifier.oraclecloud.com/nhc/stage/bp/mod/bp/record/new/uxworwcc/1255/8889?__uref=uuu731137338t1

Create New Work Completion Certificate

Work Completion C

Net Value Inf

Total Certified Amount

Total Previous Certified

Net Sum Certified by t

Comments

Contractor Project Ma

Ongoing Payment

Consultant Quantity S

Upload

Drag and Drop
Select or drop files here.

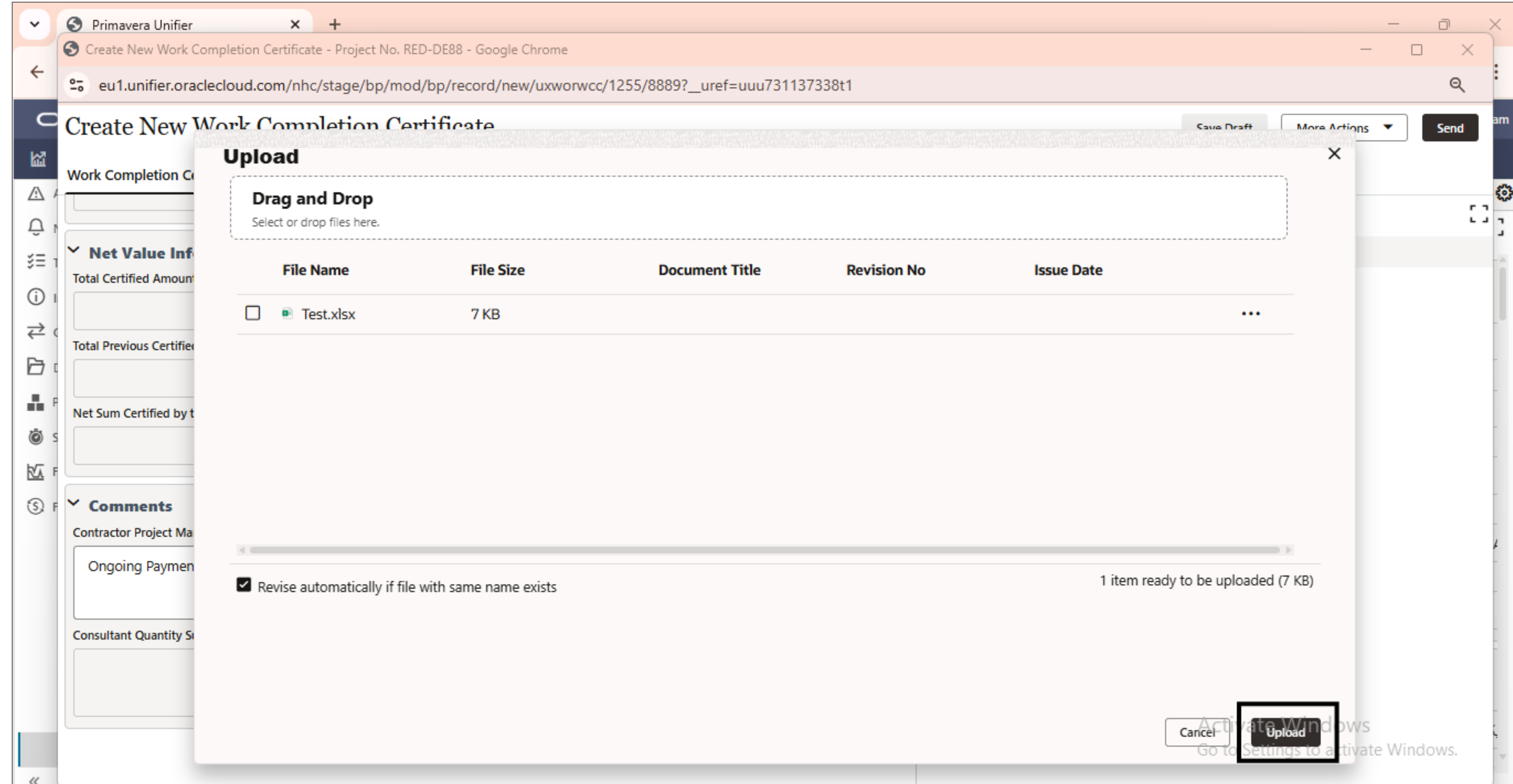
File Name	File Size	Document Title	Revision No	Issue Date
No data to display.				

Revise automatically if file with same name exists

Cancel Upload

Activate Windows
Go to Settings to activate Windows.

- يمكن استخدام الملفات إما باستخدام "السحب والإفلات" أو من خلال الانتقال إلى المجلد المطلوب. بعد إنهاء الملفات، اضغط على "تحميل".



- قم بالتسجيل مرة أخرى في "تعليقات مدير مشروع المقاول".

Create New Work Completion Certificate - Project No. RED-DE88 - Google Chrome

eu1.unifier.oraclecloud.com/nhc/stage/bp/mod/bp/record/new/uxworwcc/1255/8889?_uref=uuu602695463t3

Create New Work Completion Certificate

Save Draft More Actions Send

Work Completion Certificate Spend Category Unit Details Penalty Information Contractor's Checklist Work Inspection Request (WIR)

Attachments Comments Linked Records Linked Mail

Net Value Information

Total Certified Amount to Date 11,363,170.86

Total Previous Certified Amount 11,362,669.06

Net Sum Certified by this Certificate 501.80

Comments

Contractor Project Manager Comments *

remarks

Consultant Quantity Surveyor Comments

Information
No Attachments.

Activate Windows
Go to Settings to activate Windows.

- بعد إدخال البيانات المطلوبة، اضغط على زر "Send" لإرسال شهادة إتمام الأعمال لمزيد من المراجعة.

The screenshot displays the 'Create New Work Completion Certificate' page in Primavera Unifier. The page title is 'Create New Work Completion Certificate' and the URL is 'eu1.unifier.oraclecloud.com/nhc/stage/bp/mod/bp/record/new/uxworwcc/1255/8009?__uref=uuu478682707t3'. The page includes a 'Save Draft' button, a 'More Actions' dropdown menu, and a 'Send' button highlighted with a red box. The main content area is divided into two sections: 'Work Completion Certificate' and 'Contractor's Checklist'. The 'Contractor's Checklist' section contains a table with the following data:

No.	Contractor Memo / Cover Letter Attached?	Contract Document Attached?	Purchase Order Document Attached?	Bank Guarantee Attached?	Site Handover to Contractor Document Attached?
001	Yes	Yes	Yes	Yes	Yes

The right side of the form features two checklists: 'Advance Payment Checklist' and 'Ongoing Invoice Checklist'. The 'Advance Payment Checklist' includes the following items:

- Contractor Memo / Cover Letter Attached? * Yes No
- Contract Document Attached? * Yes No
- Purchase Order Document Attached? * Yes No
- Bank Guarantee Attached? * Yes No
- Site Handover to Contractor Document Attached? * Yes No
- BOQ Document Attached? * Yes No

The 'Ongoing Invoice Checklist' section is currently collapsed. At the bottom of the form, there are buttons for 'Cancel', 'Save', and 'Save & Add New'. A watermark 'Activate Windows' is visible in the bottom right corner.

- بعد اختيار مسار العمل المناسب، اضغط على زر "Send"

The screenshot displays the Primavera Unifier web interface. The main window is titled "Create New Work Completion Certificate" and shows a table with columns for "No.", "Contractor Memo / Cover Letter Attached?", and "Contract Document Attached?". A row with "001" is selected. A "Workflow Action Details" dialog box is open in the foreground. It has a title bar with a close button. The dialog is divided into two sections: "Action Details" and "Due Date Details". Under "Action Details", there is a dropdown menu with "Send for Consultant Quantity Surveyor Review" selected. Below this, it says "Send For Consultant Quantity Surveyor Review" and "To PMIS Migration Team". Under "Due Date Details", it says "Task Due Date" and "Task Due Date is not available" with an information icon. At the bottom of the dialog, there are "Cancel" and "Send" buttons. The "Send" button is highlighted with a red box. In the background, the main form has buttons for "Save Draft", "More Actions", and "Send".

- ستظهر رسالة تتضمن رقم السجل (ID) بعد إتمام الإرسال بنجاح.
- سيتم إرسال السجل إلى المرحلة التالية لمزيد من المراجعة.

The screenshot displays the Primavera Unifier web application interface. The main window is titled "Create New Work Completion Certificate" and shows a table with columns for "Contractor Memo / Cover Letter Attached?", "Contract Document Attached?", "Purchase Order Document Attached?", "Bank Guarantee Attached?", and "Site Handover to Contractor Document Attached?". A notification dialog box is overlaid on the table, displaying a green checkmark icon and the text "Notification: WCC-000045 has been created successfully." with an "OK" button. The background interface includes a top navigation bar with "Save Draft", "More Actions", and "Send" buttons, and a right-hand sidebar with sections for "Advance Payment Checklist", "Ongoing Invoice Checklist", and "Final Invoice Checklist".

شكراً، الدعم الفني



امسح هنا

nhc.sa. Instagram | Facebook | Twitter / @saudinhc