



الاية رفع المستخلص النهائي على نظام PMIS

يهدف هذا المستند إلى تقديم دليل إرشادي خطوة بخطوة لتنفيذ شهادات إتمام الأعمال (WCC) لمختلف مراحل الدفع، بالإضافة إلى إنشاء GRN باستخدام الرابط المباشر (Deep Link)

بدء أعمال المقاول:

• يقوم المنشئ بإنشاء شهادة إتمام الأعمال - الدفعة المقدمة (WCC - Advance Payment)، وذلك من خلال إدخال البيانات المطلوبة وتعبئة النماذج وإرفاق المستندات اللازمة.

• يجب على المنشئ تسجيل الدخول إلى نظام Unifier باستخدام بيانات الدخول الخاصة به .

Cloud Sign In

idcs-59562012a9fa4574b7c10d5bfd766a4b.identity.oraclecloud.com/ui/v1/signin

NHC

National Housing Company (NHC)

PMIS Login

Identity domain ⓘ
OracleIdentityCloudService

User Name
khaled.diaa@gaeaglobal.com

Password
.....

[Forgot Password?](#)

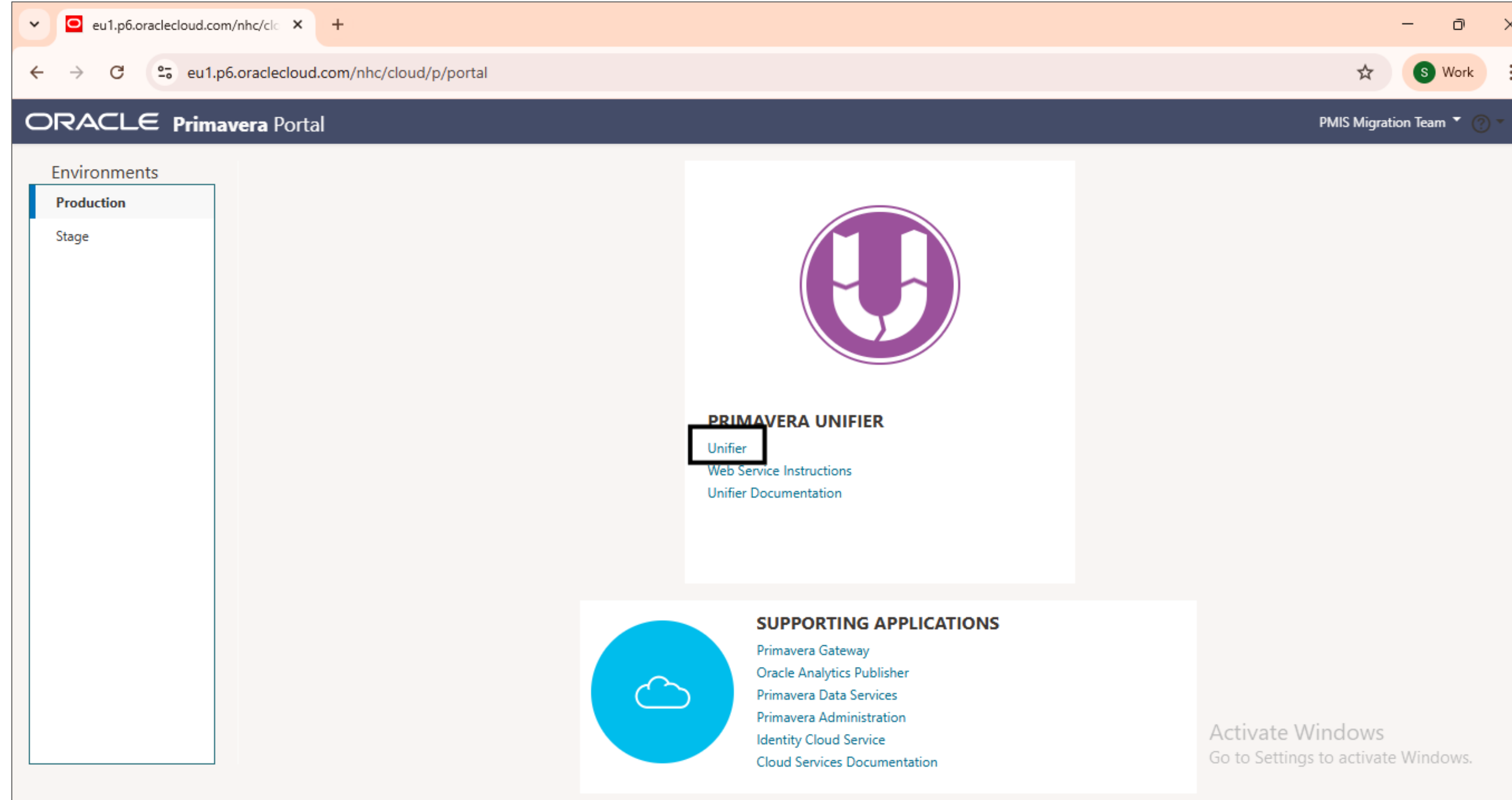
Sign In

Or sign in with

NHC Employee Login

Activate Windows
Go to Settings to activate Windows.

- قم باختيار Production لاستكمال الإجراءات .
- اضغط على Unifierالمشار إليه، أو اضغط على حرف "U" للدخول إلى النظام.



- اضغط على علامة "+" للانتقال إلى المشروع المطلوب .

ORACLE Primavera Unifier (Development)

PMIS Migration Team

Home

Tasks

Notifications

Drafts

Inbox

Cost Controls Master L...

Project Controls Maste...

Helpdesk

FMRE Master Logs

Sent Items

Tasks 66,912 Active

Notifications 8 Total

Mail 1 Total

My Active Tasks

417

66,864

Late

Not Started

In Progress

Task Distribution

Construction Project Te... 64K

Ruwaa 2K

Integration_Testing_5-S... 1K

Company Workspace 0K

تنفيذ أعمال البنية التحتية ... 0K

Internal Process Testin... 0K

WCC Testing Project 21... 0K

Sub-Developer Project ... 0K

Workflow Business Processes

Business Process

Construction Project Testing

Non - Workflow Business Processes

Activate Windows

Go to Settings to activate Windows.

- استخدم إحدى الطرق التالية لفتح المشروع:
- في شريط البحث، أدخل رقم المشروع (Project Number) أو اسم المشروع (Project Name)، ثم حدد المشروع لفتحه.

The screenshot displays the Primavera Unifier web application interface. The browser tab is labeled "Primavera Unifier" and the address bar shows the URL "eu1.unifier.oraclecloud.com/nhc/stage/bp/route/home/i-unifier?_uref=uuu478682707". The page header includes the Oracle Primavera Unifier logo and the text "(Development)". The user's name "PMIS Migration Team" is visible in the top right corner. A search overlay is active, featuring a search bar with the placeholder text "Search by Name or Number...". Below the search bar, there are two columns of results: "Recent Locations" and "Key Locations". The "Recent Locations" list includes items such as "Company Workspace", "Construction Project Testing", "Ruwaa", "WCC Testing Project 21-04-25", "Budget UAT Testing Project 1", "Internal Testing", "LD - Service Type Project", "Budget UAT Testing Project 2", "Project for PR & GRN Testing", "Integration_Testing_5-Sep-2023", "Sub-Developer Project Testing 1", and "Project for Budget Testing". The "Key Locations" list includes "Company Workspace" and "NHC". Below these lists, there is a "Bookmarks" section with the text "No items to display." The background of the application shows a dashboard with various widgets, including a "Mail" widget with a count of 1 and a "Total" of 8, and a "Process" widget with a status bar showing "Late", "Not Started", and "In Progress".

- اضغط على أيقونة الهيكل التنظيمي "Hierarchy" لعرض قائمة المشاريع، ثم اختر المشروع من القائمة واضغط على "Select To Submit Work لإرسال

The screenshot shows the Oracle Primavera Unifier interface. A search dialog is open, displaying a search bar and two columns: "Recent Locations" and "Key Locations". The "Recent Locations" column lists several projects, including "Company Workspace", "Construction Project Testing", "WCC Testing Project 21-04-25", "AlRuba Testing Project", "Internal Process Testing 3", "Al Ambat Baseline Zone A", "Ruwaa", and "NHC". The "Key Locations" column shows "Company Workspace" and "NHC". Below the search dialog, a large yellow semi-circle is visible on a map, with the number "42" inside it. The background interface includes a top navigation bar with "Company Workspace" and a sidebar with "Workflow Business Processes".

The screenshot shows the Oracle Primavera Unifier interface with the "All Locations" dialog open. The dialog displays a table with columns for "Number", "Name", and "Hierarchy Path". The table lists several projects, with the row for "Construction Project Testing" highlighted. The "Total: 55" is displayed at the bottom of the dialog. The background interface shows the "Company Information" page with a sidebar menu and an "Audit Log" button.

Number	Name	Hierarchy Path
0560828478	Ruwa Test 1	/NHC/Khuzam Suburb/Marcia 2
07	BDGT Internal Testing 1	/NHC/Khuzam Suburb/Marcia 2
1010201094	Unit Cost Testing Project	/NHC/Al-Mayar/Ruba Ieddah
11010200125	AlRuba Testing Project	/NHC/Khuzam Suburb/Marcia 2
1101020015	Al Ambat Baseline Zone A	/NHC/Al-Mayar/Ruba Ieddah
1101020030	Construction Project Testing	/NHC/Khuzam Suburb/Marcia 2

• شهادة إتمام الأعمال - الدفعة المقدمة، اضغط على مجلد Financial Transactions، ثم قم بتوسيع مجلد Payments، وبعد ذلك اضغط على Work Completion Certificate للمتابعة.

The screenshot displays the Primavera Unifier web application interface. The browser address bar shows the URL: eu1.unifier.oraclecloud.com/nhc/stage/bp/route/3/i-projectname?_uref=uuu478682707. The application header includes 'ORACLE Primavera Unifier (Development)' and 'PMIS Migration Team'. The left sidebar contains a navigation menu with 'Financial Transactions' highlighted, and 'Payments' and 'Work Completion Certificate' also highlighted. The main content area shows a 'Summary' view with 'Tasks' (18 Active), 'Notifications' (0 Total), and 'Mail' (0 Total). A 'Details' section displays project information: 'Project Name / اسم المشروع: WCC Testing Project 21-04-25' and 'Hierarchy Path: /NHC/Khuzam Suburb/Marcia 2'. A 'Links' section shows 'No items to display.' and an 'Activate Windows' message.

- اضغط على "Create"، ثم اختر مسار العمل "Advance Payment" لإنشاء شهادة إتمام الأعمال.

ORACLE Primavera Unifier (Development) PMIS Functional Team

Company Workspace WCC Testing Project 21-04-25

NHC > Khuzam Suburb > Marcia 2 > WCC Testing Project 21-04-25

Work Completion Certificate

+ Create Actions Bulk Update View: All Records

	Project Number	Project Name	Contract / PO #	Original Contract Amount	Payment Request No.	Payment Type	This Period Contractor Requested Amount	This Period Consultant Approved Amount	This Period NHC Approved Amount	This Period Penalties	
	1101022392	WCC Testing Project 21-04-25	NHC-24001001	29,996,679.09	7	Ongoing	13,399.72	13,399.72	0.00	0.00	
	1101022392	WCC Testing Project 21-04-25	NHC-24001001	29,996,679.09	6	Advance	0.00	0.00	0.00	0.00	
	1101022392	WCC Testing Project 21-04-25	NHC-24001001	29,996,679.09	5	Ongoing	34,709.65	0.00	0.00	0.00	
	1101022392	WCC Testing Project 21-04-25	T0001	10,000,000.00	2	Advance	0.00	0.00	0.00	0.00	
	WCC-000052	1101022392	WCC Testing Project 21-04-25	NHC-24001013	2,203,245.54	10	Ongoing	1,268,396.88	0.00	0.00	0.00
	WCC-000051	1101022392	WCC Testing Project 21-04-25	NHC-24001013	2,203,245.54	10	Ongoing	1,268,396.88	0.00	0.00	0.00
	WCC-000050	1101022392	WCC Testing Project 21-04-25	NHC-24000737	4,799,495.54	11	Advance	0.00	0.00	0.00	0.00
	WCC-000049	1101022392	WCC Testing Project 21-04-25	T0001	10,000,000.00	1	Advance	0.00	0.00	0.00	0.00
	WCC-000048	1101022392	WCC Testing Project 21-04-25	NHC-24000737	4,799,495.54	9	Advance	856,559.62	0.00	0.00	0.00
	WCC-000047	1101022392	WCC Testing Project 21-04-25	NHC-24000737	4,799,495.54	9	Additional	856,559.62	0.00	0.00	0.00
	WCC-000046	1101022392	WCC Testing Project 21-04-25	NHC-24001013	2,203,245.54	9	Ongoing	26,500.00	26,500.00	26,500.00	0.00
	WCC-000045	1101022392	WCC Testing Project 21-04-25	NHC-24000737	4,799,495.54	8	Ongoing	7,197.98	0.00	0.00	0.00
	WCC-000044	1101022392	WCC Testing Project 21-04-25	NHC-24000737	4,799,495.54	7	Advance	0.00	0.00	0.00	0.00
	WCC-000043	1101022392	WCC Testing Project 21-04-25	NHC-24001013	2,203,245.54	8	Ongoing	206,449.55	0.00	0.00	0.00
	WCC-000042	1101022392	WCC Testing Project 21-04-25	NHC-24001013	2,203,245.54	7	Ongoing	179,949.55	179,949.55	179,949.55	0.00
	WCC-000041	1101022392	WCC Testing Project 21-04-25	NHC-24001013	2,203,245.54	6	Ongoing	39,750.00	39,750.00	39,750.00	0.00
	WCC-000040	1101022392	WCC Testing Project 21-04-25	NHC-24001013	2,203,245.54	5	Ongoing	8,750.00	8,750.00	8,750.00	0.00
	WCC-000039	1101022392	WCC Testing Project 21-04-25	NHC-24001013	2,203,245.54	4	Ongoing	17,500.00	17,500.00	17,500.00	0.00
	WCC-000038	1101022392	WCC Testing Project 21-04-25	NHC-24001013	2,203,245.54	3	Ongoing	8,750.00	8,750.00	8,750.00	0.00
	WCC-000037	1101022392	WCC Testing Project 21-04-25	NHC-24001013	2,203,245.54	2	Ongoing	13,250.00	13,250.00	13,250.00	0.00
	WCC-000036	1101022392	WCC Testing Project 21-04-25	NHC-24001013	2,203,245.54	1	Ongoing	8,750.00	8,750.00	8,750.00	0.00
	WCC-000035	1101022392	WCC Testing Project 21-04-25	NHC-24001012	2,575,419.87	25	Ongoing	13,250.00	13,250.00	13,250.00	0.00
	WCC-000034	1101022392	WCC Testing Project 21-04-25	NHC-24001012	2,575,419.87	24	Ongoing	17,500.00	17,500.00	17,500.00	0.00

• من خلال الضغط على أداة الاختيار (Picker)

Primavera Unifier x +
Create New Work Completion Certificate - Project No. RED-DE88 - Google Chrome
eu1.unifier.oraclecloud.com/nhc/stage/bp/mod/bp/record/new/uxworwcc/1255/8009?_uref=uuu478682707t3

Create New Work Completion Certificate

Save Draft More Actions Send

Work Completion Certificate Contractor's Checklist

General Information

Record No. / رقم السجل	Creator / منشئ الطلب PMIS Migration Team
Status / حالة الطلب	Creation Date / تاريخ الإنشاء
Suburb / Portfolio Name Khuzam Suburb	Suburb / Portfolio Number SUBP-0-001
Program Name Marcia 2	Program Number SUBP-0-001-PRGP-0-001-A
Project Name / اسم المشروع WCC Testing Project 21-04-25	Project Number / رقم المشروع 1101022392

Contract / PO Information

Contracts / PO Ref. * Type a Contract / PO #... Required	Contract Title
Contractor Name (English)	Contractor Name (Arabic)

Attachments Comments Linked Records Linked Mail

No Attachments.

Information
No Attachments.

Activate Windows
Go to Settings to activate Windows.

• قم باختيار العقد، ثم اضغط على "Select".

Contract / PO

Record No.	Project Number	Project Name	Contract / PO #	Contract Title	Contractor Name (English)	Contractor Name (Arabic)	Original Contract / PO Amount	Change Reques Amount
CON-000010	1101022392	WCC Testing Project 21-04-25	NHC-2400073	قطعة رقم 43	ة المتقدمه	منتجات الخرسانية المتقدمه	95.54	0.00

Total: 11

Activate Windows
Go to Settings to activate Windows.
Cancel Select

- من قائمة نوع الدفع (Payment Type) ، قم باختيار Advance Payment الدفعة المقدمة

eu1.p6.oraclecloud.com/nhc/clc x Primavera Unifier x +
Create New Work Completion Certificate - Project No. RED-DE88 - Google Chrome
eu1.unifier.oraclecloud.com/nhc/stage/bp/mod/bp/record/new/uxworwcc/1255/8009?_uref=uuu958441611t1

Create New Work Completion Certificate

Work Completion Certificate Contractor's Checklist

Payment Information

Payment Request No. Revision No.

Payment Type Invoice Date

Period To

Additional Information

Requested Amount	VAT Amount	Total Contractor Requested Amount (With VAT)
<input type="text" value="0.00"/>	<input type="text" value="0"/>	<input type="text" value="0.00"/>
Total Consultant Approved Amount	VAT Amount	Total Consultant Approved Amount (With VAT)
<input type="text" value="0.00"/>	<input type="text" value="0"/>	<input type="text" value="0.00"/>
Total NHC Approved Amount	VAT Amount	Total NHC Approved Amount (With VAT)
<input type="text" value="0.00"/>	<input type="text" value="0"/>	<input type="text" value="0.00"/>

Attachments Comments Linked Records Linked Mail

i
Information
No Attachments.

Activate Windows
Go to Settings to activate Windows.

• قم بمراجعة بيانات الدفعة المقدمة.

Create New Work Completion Certificate - Project No. RED-DE88 - Google Chrome

eu1.unifier.oraclecloud.com/nhc/stage/bp/mod/bp/record/new/uxworwcc/1255/8009?__uref=uuu778375048t3

Create New Work Completion Certificate

Save Draft More Actions Send

Work Completion Certificate Contractor's Checklist

Advance Payment Information

Advance Payment %	0
Advance Payment from Contractual Amount (Excluding VAT)	0.00
VAT Amount for Advance Payment from Contractual Amount	0.00
Advance Payment from Contractual Amount (Including VAT)	0.00
Total Recovery of Advance Payment	0.00
Total Previous Recovery of Advance Payment	0.00
This Period Advance Recovery %	0
This Period Advance Recovery (Excluding VAT)	0.00
VAT Amount for Advance Payment Recovery	

Attachments Comments Linked Records Linked Mail

No Attachments.

Activate Windows
Go to Settings to activate Windows.

• قم بمراجعة معلومات القيمة الصافية - Net Value Information

Create New Work Completion Certificate - Project No. RED-DE88 - Google Chrome

eu1.unifier.oraclecloud.com/nhc/stage/bp/mod/bp/record/new/uxworwcc/1255/8009?_uref=uuu778375048t3

Create New Work Completion Certificate

Save Draft More Actions Send

Work Completion Certificate Contractor's Checklist

VAT Amount for Additional Payment Recovery	0.00
This Period Additional Payment Recovery (Including VAT)	0.00
Unrecovered from Additional Amount	0.00

Net Value Information

Total Certified Amount to Date	0.00
Total Previous Certified Amount	0.00
Net Sum Certified by this Certificate	0.00

Comments

Attachments Comments Linked Records Linked Mail

No Attachments.

Activate Windows
Go to Settings to activate Windows.

- قم بإدخال الملاحظات المطلوبة في تعليقات مدير المشروع المقبول.

Create New Work Completion Certificate - Project No. RED-DE88 - Google Chrome

eu1.unifier.oraclecloud.com/nhc/stage/bp/mod/bp/record/new/uxworwcc/1255/8009?__uref=uuu778375048t3

Create New Work Completion Certificate

Save Draft More Actions Send

Work Completion Certificate Contractor's Checklist

Attachments Comments Linked Records Linked Mail

Net Value Information

Total Certified Amount to Date 0.00

Total Previous Certified Amount 0.00

Net Sum Certified by this Certificate 0.00

Comments

Contractor Project Manager Comments *

Remarks - Advance Payment

Consultant Quantity Surveyor Comments

Information
No Attachments.

Activate Windows
Go to Settings to activate Windows.

• اضغط على "Attachments" لإضافة المرفقات، سواء من الجهاز المحلي أو من مدير المستندات أو من نظام Unifier.

Create New Work Completion Certificate - Project No. RED-DE88 - Google Chrome

eu1.unifier.oraclecloud.com/nhc/stage/bp/mod/bp/record/new/uxworwcc/1255/8009?_uref=uuu778375048t3

Create New Work Completion Certificate

Save Draft More Actions Send

Work Completion Certificate Contractor's Checklist

Attachments Comments Linked Records Linked Mail

0

Browse...
Document Manager...

Net Value Information

Total Certified Amount to Date 0.00

Total Previous Certified Amount 0.00

Net Sum Certified by this Certificate 0.00

Comments

Contractor Project Manager Comments *

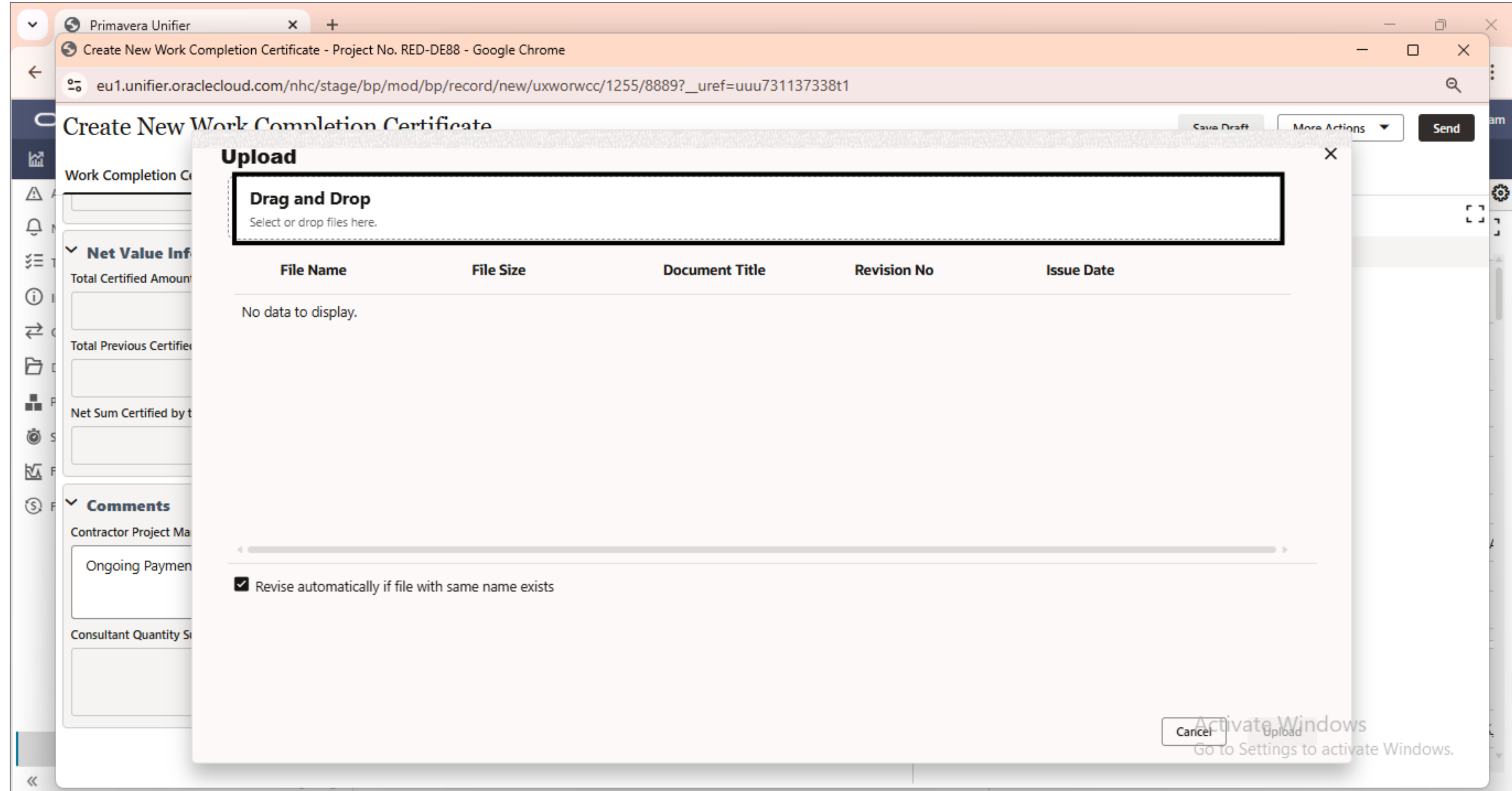
Remarks - Advance Payment

Consultant Quantity Surveyor Comments

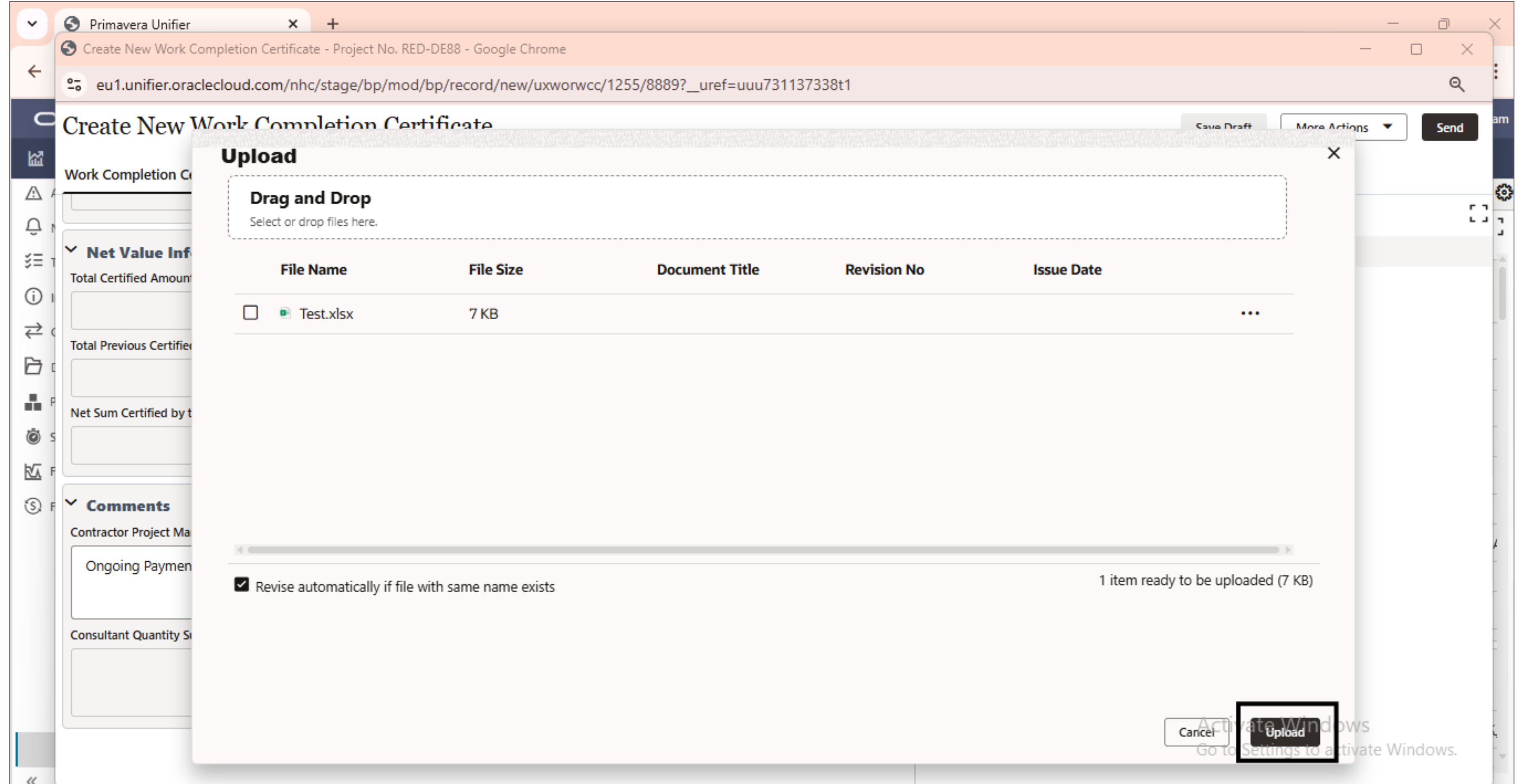
Information
No Attachments.

Activate Windows
Go to Settings to activate Windows.

- اضغط على "Drag and Drop" لإضافة الملفات عن طريق السحب والإفلات.



- يمكن إرفاق الملفات إما باستخدام خاصية "Drag and Drop" أو من خلال الانتقال إلى المجلد المطلوب.
- بعد إرفاق الملفات، اضغط على "Upload".



- لإضافة البنود، اضغط على "Contractor's Checklist"، ثم اضغط على "Add".

Primavera Unifier

Create New Work Completion Certificate - Project No. RED-DE88 - Google Chrome

eu1.unifier.oraclecloud.com/nhc/stage/bp/mod/bp/record/new/uxworwcc/1255/8009?_uref=uuu478682707t3

Create New Work Completion Certificate

Save Draft More Actions Send

Work Completion Certificate Contractor's Checklist

Add Actions

No.	Contractor Memo / Cover Letter Attached?	Contract Document Attached?	Purchase Order Document Attached?	Bank Guarantee Attached?	Site Handover to Contractor Docum Attached?
-----	--	-----------------------------	-----------------------------------	--------------------------	---

Total: 0

Information
No line items are available.

Activate Windows
Go to Settings to activate Windows.

- قم بإدخال جميع البيانات المطلوبة في "Payment Checklist" وذلك حسب نوع الدفعة.

Primavera Unifier

Create New Work Completion Certificate - Project No. RED-DE88 - Google Chrome

eu1.unifier.oraclecloud.com/nhc/stage/bp/mod/bp/record/new/uxworwcc/1255/8009?_uref=uuu478682707t3

Create New Work Completion Certificate

Save Draft More Actions Send

Work Completion Certificate Contractor's Checklist

Add Actions

No.	Contractor Memo / Cover Letter Attached?	Contract Document Attached?	Purchase Order Document Attached?	Bank Guarantee Attached?	Site Handover to Contractor Document Attached?
-----	--	-----------------------------	-----------------------------------	--------------------------	--

Total: 0

Line Item Details Attachments Linked Records

Advance Payment Checklist

Contractor Memo / Cover Letter Attached? *

Yes No

Contract Document Attached? *

Yes No

Purchase Order Document Attached? *

Yes No

Bank Guarantee Attached? *

Yes No

Site Handover to Contractor Document Attached? *

Yes No

BOQ Document Attached? *

Yes No

Ongoing Invoice Checklist

Cancel Save Save & Add New

Activate Windows
Go to Settings to activate Windows.

- بعد إدخال البيانات المطلوبة، اضغط على زر "Send" لإرسال شهادة إتمام الأعمال لمزيد من المراجعة.

The screenshot shows the Primavera Unifier web interface for creating a new work completion certificate. The browser address bar indicates the URL: eu1.unifier.oraclecloud.com/nhc/stage/bp/mod/bp/record/new/uxworwcc/1255/8009?_uref=uuu478682707t3. The page title is "Create New Work Completion Certificate".

The interface includes a "Contractor's Checklist" section with a table containing the following data:

No.	Contractor Memo / Cover Letter Attached?	Contract Document Attached?	Purchase Order Document Attached?	Bank Guarantee Attached?	Site Handover to Contractor Document Attached?
001	Yes	Yes	Yes	Yes	Yes

The right-hand side of the interface displays a checklist for "Advance Payment Checklist" with the following items:

- Contractor Memo / Cover Letter Attached? * Yes No
- Contract Document Attached? * Yes No
- Purchase Order Document Attached? * Yes No
- Bank Guarantee Attached? * Yes No
- Site Handover to Contractor Document Attached? * Yes No
- BOQ Document Attached? * Yes No

Below the checklist is an "Ongoing Invoice Checklist" section. At the bottom right, there are buttons for "Cancel", "Save", and "Save & Add New". A "Send" button is highlighted in the top right corner of the page.

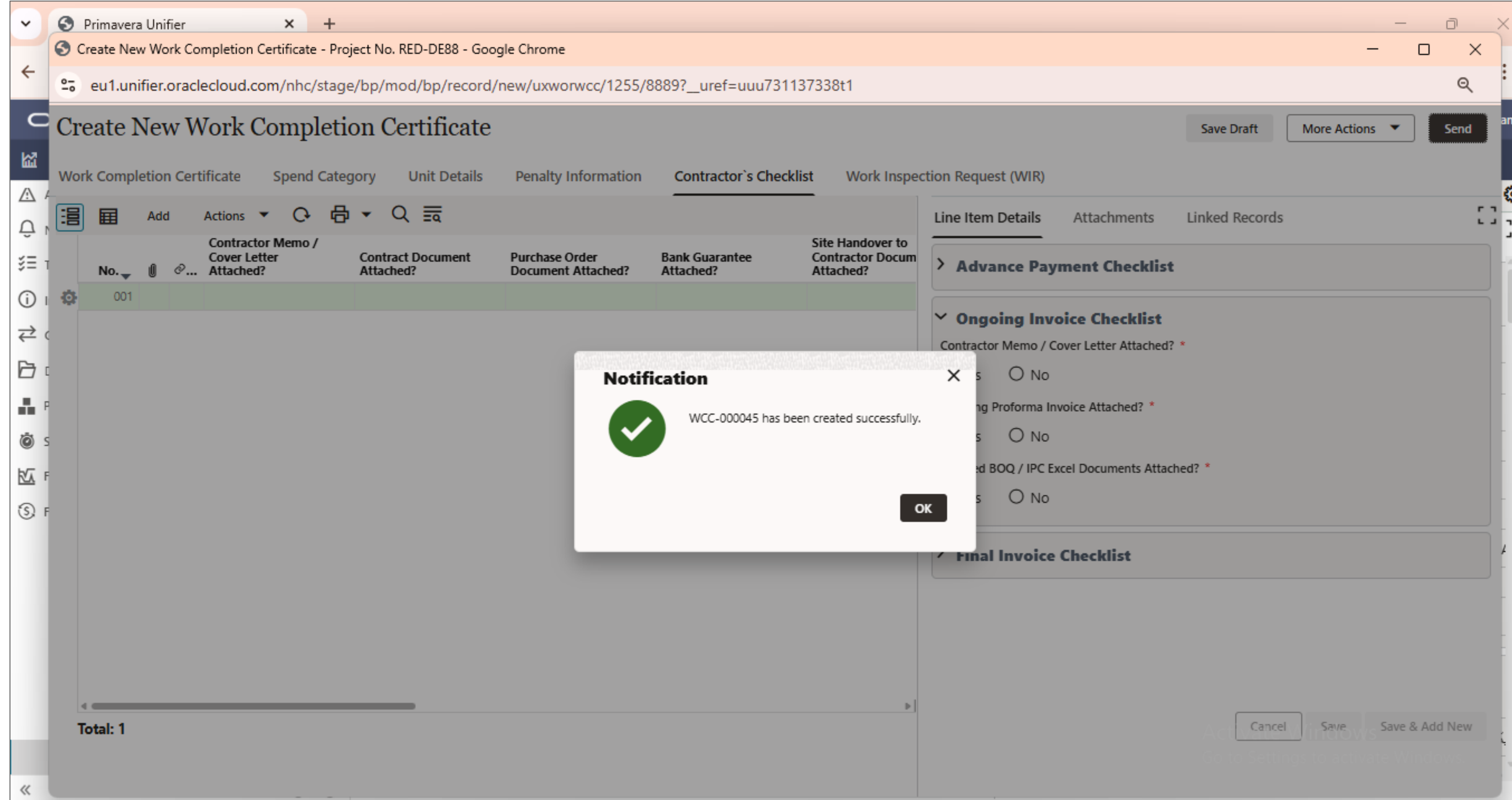
- بعد اختيار مسار العمل المناسب، اضغط على زر "Send".

The screenshot shows the Primavera Unifier interface for creating a new work completion certificate. A modal dialog titled "Workflow Action Details" is open, showing the following information:

- Action Details:**
 - Workflow Actions: Send for Consultant Quantity Surveyor Review
 - Send For: Consultant Quantity Surveyor Review
 - To: PMIS Migration Team
- Due Date Details:**
 - Task Due Date: Task Due Date is not available

The "Send" button at the bottom right of the dialog is highlighted with a red box.

- ستظهر رسالة تتضمن رقم السجل (ID) بعد إتمام الإرسال بنجاح.
- سيتم إرسال السجل إلى المرحلة التالية لمزيد من المراجعة.



The screenshot displays the Primavera Unifier web application interface. The main heading is "Create New Work Completion Certificate". Below the heading, there are several tabs: "Work Completion Certificate", "Spend Category", "Unit Details", "Penalty Information", "Contractor's Checklist", and "Work Inspection Request (WIR)". The "Contractor's Checklist" tab is active, showing a table with columns for "No.", "Contractor Memo / Cover Letter Attached?", "Contract Document Attached?", "Purchase Order Document Attached?", "Bank Guarantee Attached?", and "Site Handover to Contractor Document Attached?". A notification dialog box is overlaid on the table, displaying a green checkmark and the text "Notification: WCC-000045 has been created successfully." with an "OK" button. The notification dialog also has a close button (X) in the top right corner. The background interface shows a list of records with a "Total: 1" indicator at the bottom left. On the right side, there are sections for "Advance Payment Checklist", "Ongoing Invoice Checklist", and "Final Invoice Checklist", each with a list of items and radio buttons for "Yes" and "No".

شكراً، الدعم الفني



امسح هنا

nhc.sa. Instagram | Facebook | Twitter / @saudinhc